Job Approval:
Barack Obama
- Time Series-

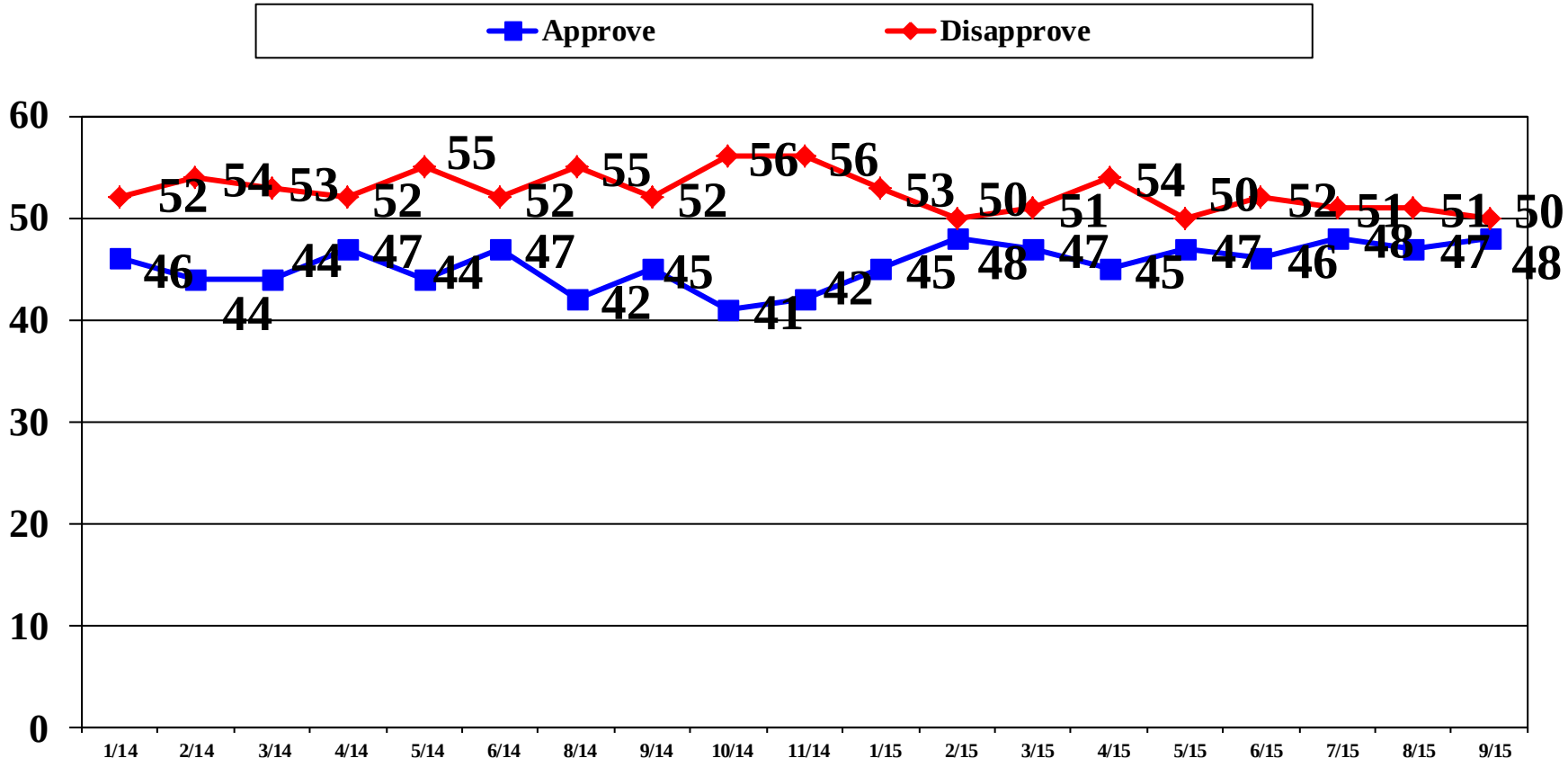

National - M&A
September 2015

McLaughlin & Associates

Job Approval: Barack Obama

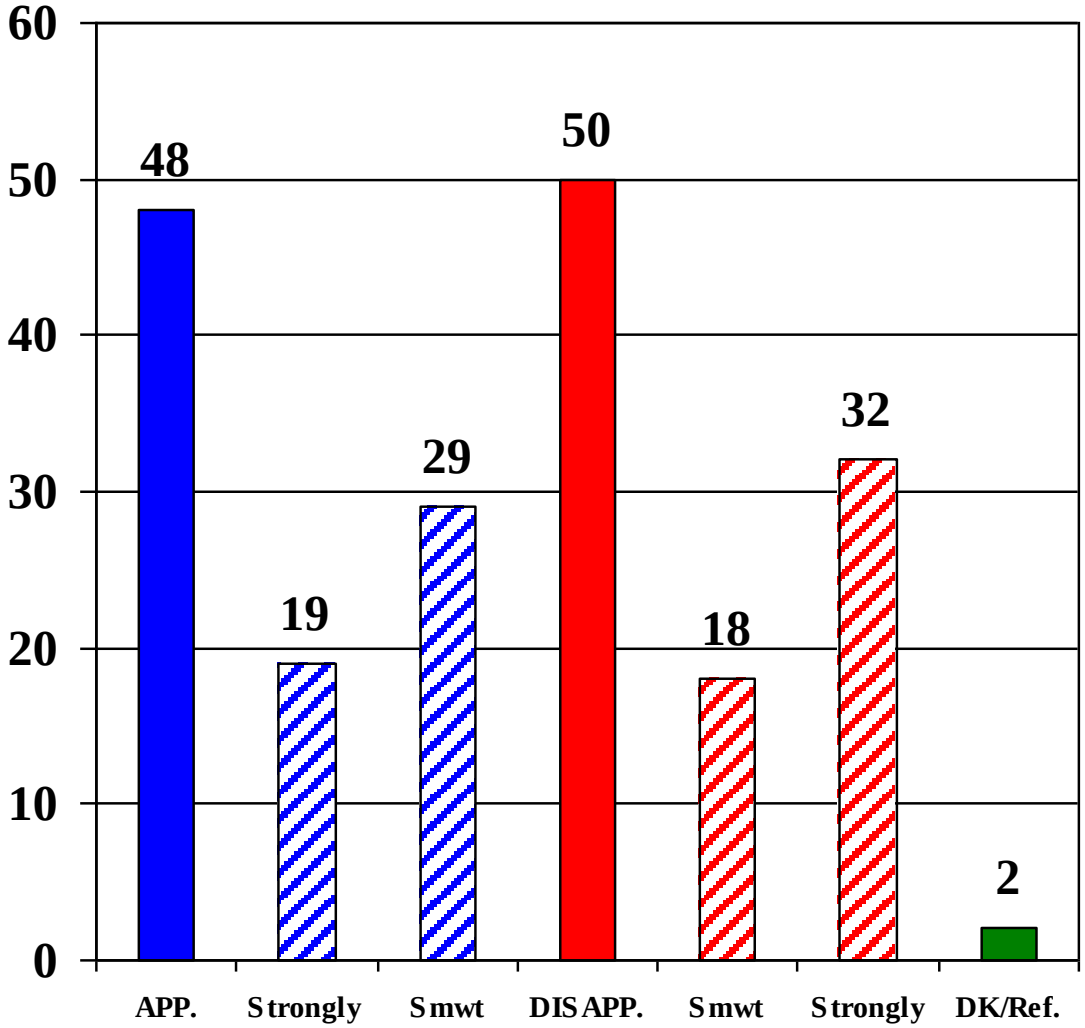

National - M&A
September 2015

	App.	Disapp.
East	53	47
Midwest	49	49
South	47	51
West	47	51
Right Direction	95	5
Wrong Track	26	73
Approve – Obama.	100	0
Disapprove – Obama	0	100
Favorable – Clinton	81	19
Unfavorable – Clinton	22	78
Vote Republican	18	81
Vote Democrat	83	16
Vote Undecided	36	58
Disapp. B.O./Not Vote GOP	0	100
Wrong Track/Not Vote GOP	48	50
Disapp. B.O./Fav. Clinton	0	100
Republican	17	81
Democrat	80	19
Independent	42	56
Liberal	79	20
Moderate	50	47
Conservative	15	83
White	39	60
African- American	91	6
Hispanic	56	43
Under 55	50	48
Over 55	47	53
Men	53	46
Women	44	53

McLaughlin & Associates

Generic Ballot for Congress

- Time Series-

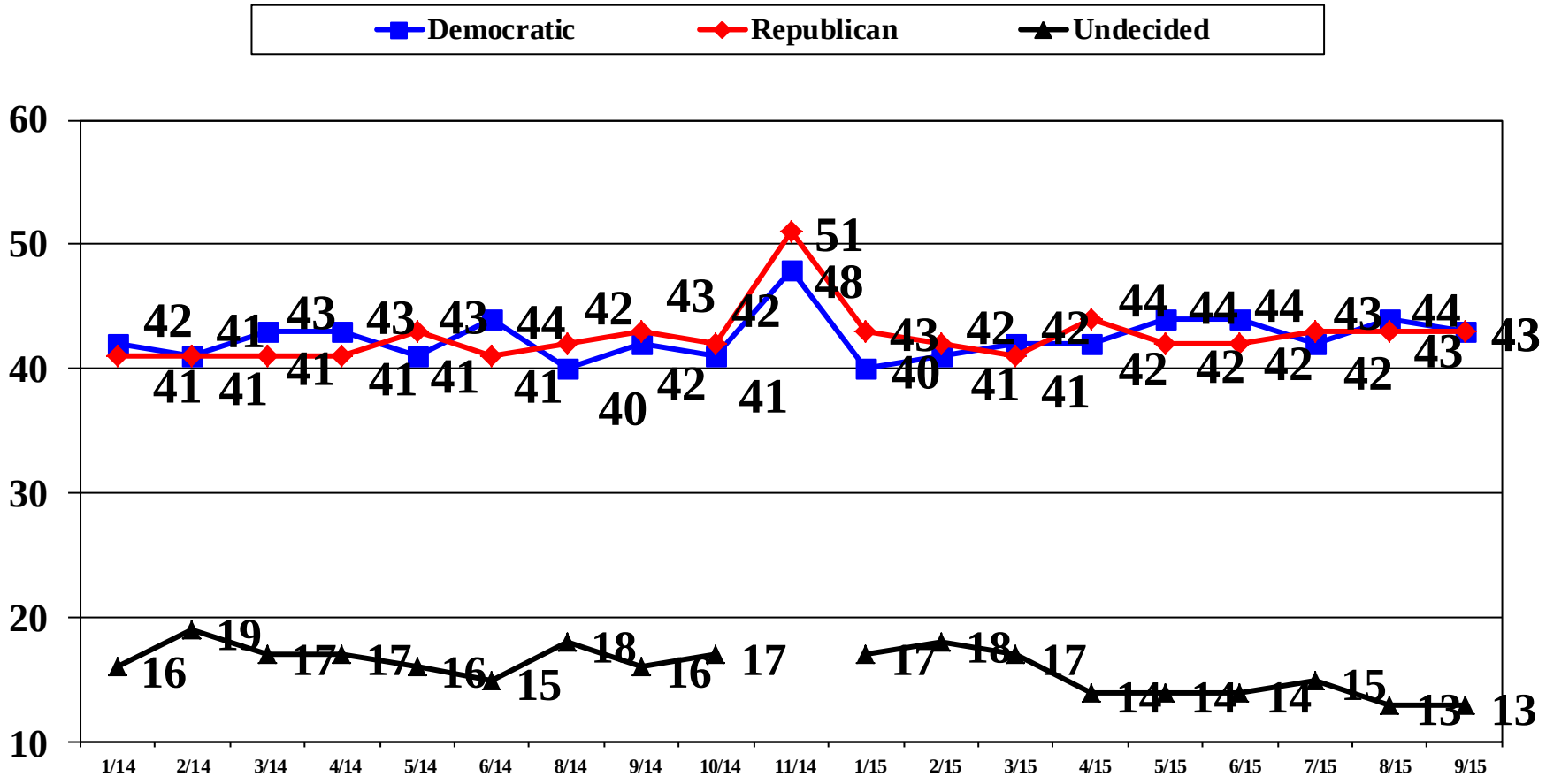

National - M&A
September 2015

McLaughlin & Associates

Generic Ballot: U.S. Congress

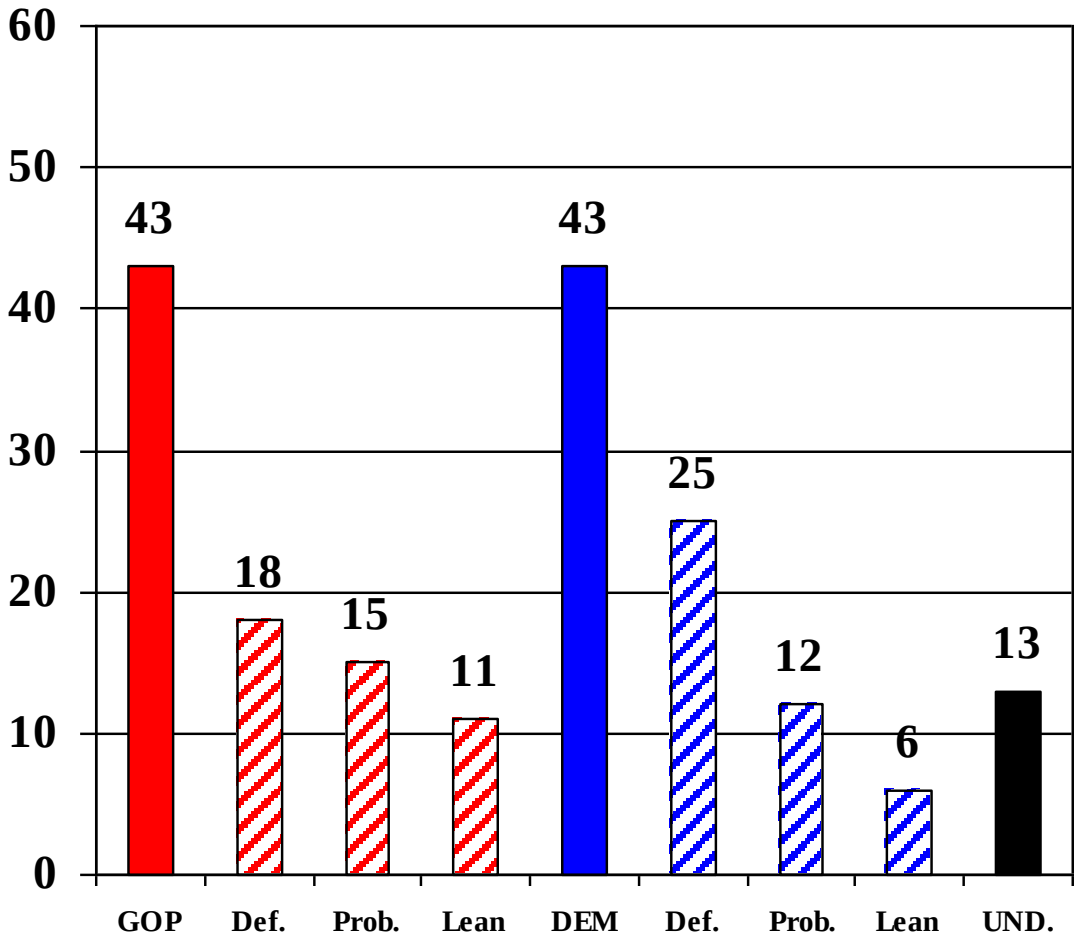

National - M&A
September 2015

	GOP	DEM.	UND.
East	37	49	14
Midwest	49	40	12
South	45	41	14
West	40	47	13
Right Direction	18	73	10
Wrong Track	57	29	14
Approve – Obama.	16	74	10
Disapprove – Obama	70	14	15
Favorable – Clinton	15	74	11
Unfavorable – Clinton	70	18	11
Vote Republican	100	0	0
Vote Democrat	0	100	0
Vote Undecided	0	0	100
Disapp. B.O./Not Vote GOP	0	48	52
Wrong Track/Not Vote GOP	0	67	33
Disapp. B.O./Fav. Clinton	33	47	20
Republican	92	3	5
Democrat	7	86	8
Independent	38	33	29
Liberal	19	75	6
Moderate	35	44	20
Conservative	78	10	12
White	48	38	13
African- American	13	76	12
Hispanic	46	42	12
Under 55	46	42	13
Over 55	40	46	14
Men	38	48	14
Women	48	40	13

McLaughlin & Associates

Approve/Disapprove:
Affordable Care Act, also known as Obamacare
- Time Series-

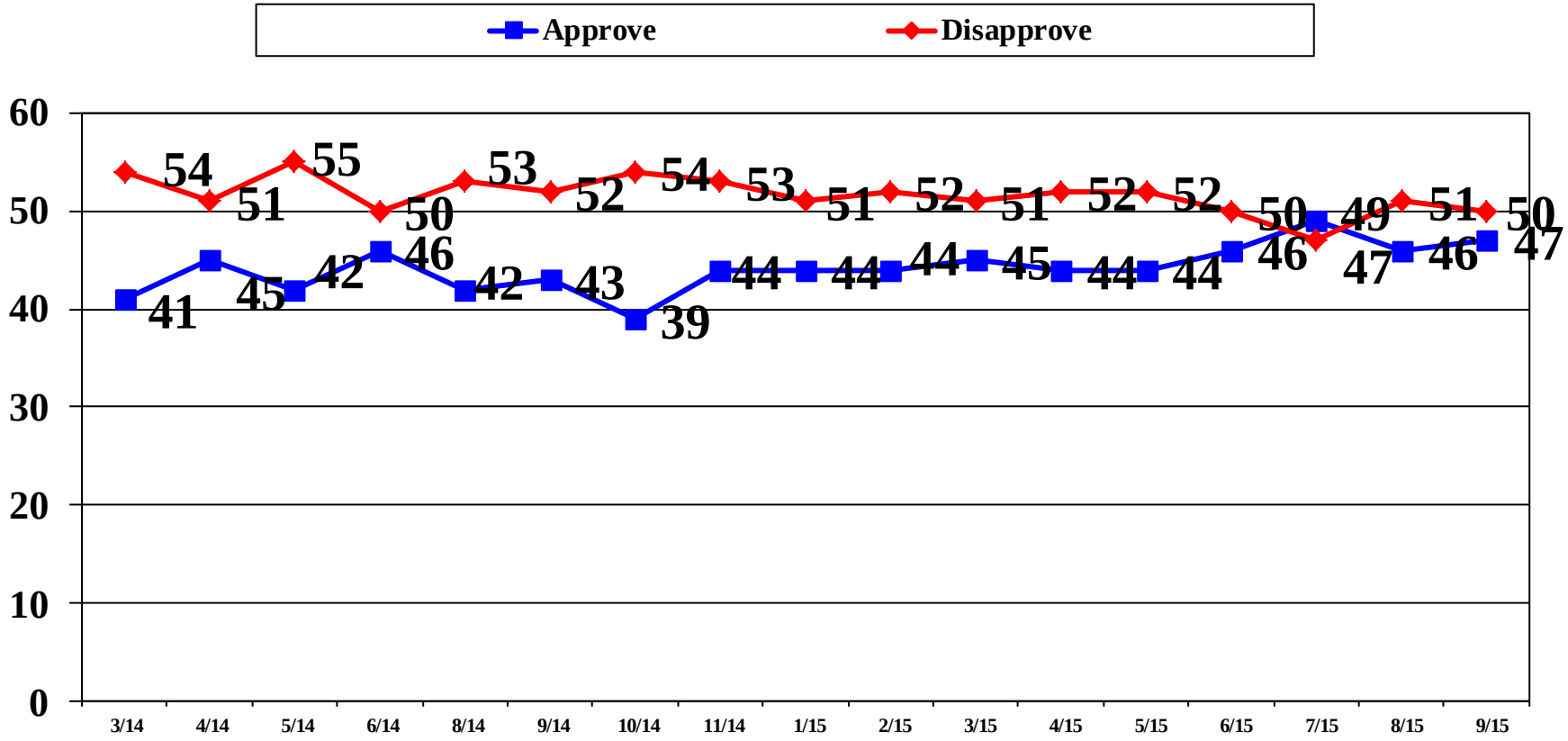

National M&A
September 2015

McLaughlin & Associates

Approve/Disapprove: Obamacare

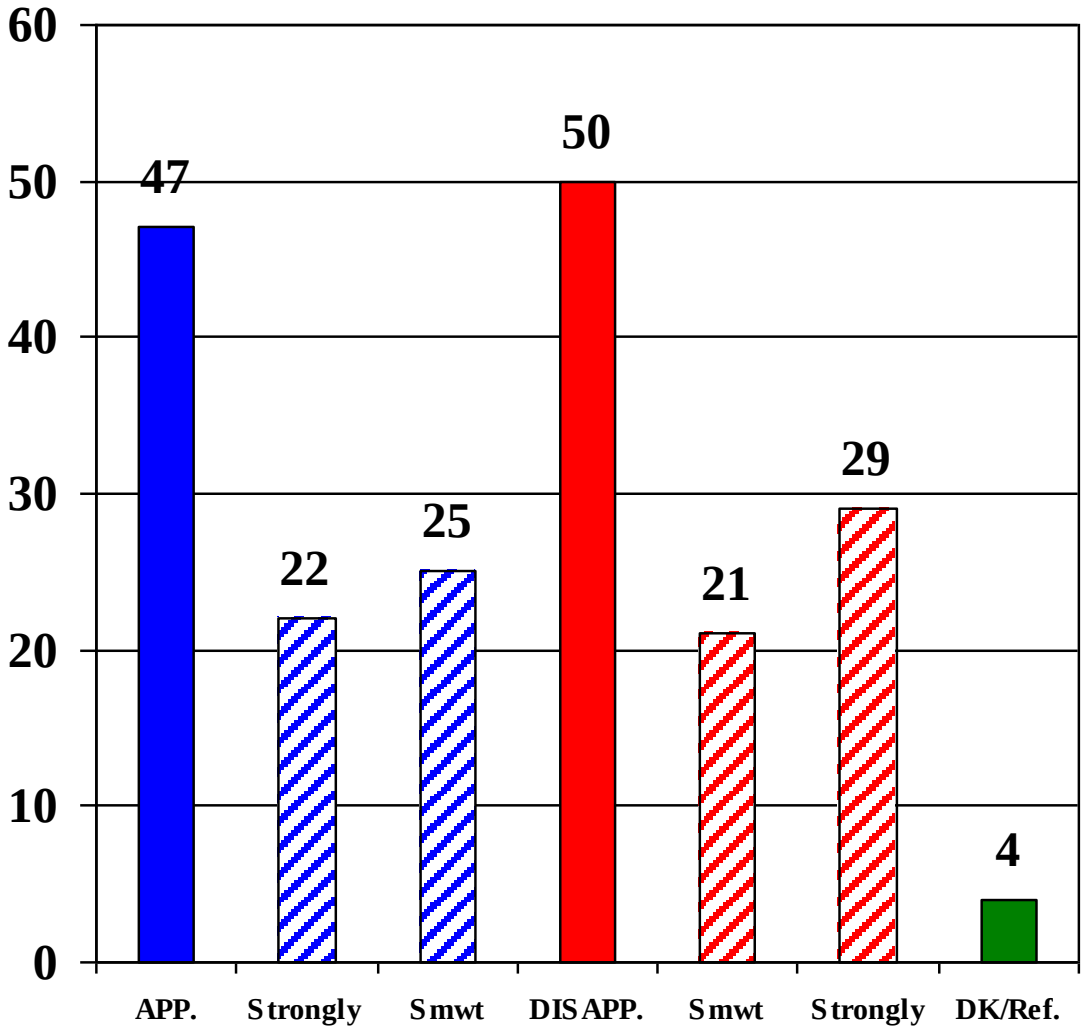

National - M&A
September 2015

	App.	Disapp.
East	48	49
Midwest	44	51
South	47	49
West	48	50
Right Direction	86	11
Wrong Track	27	69
Approve – Obama.	82	15
Disapprove – Obama	13	85
Favorable – Clinton	76	20
Unfavorable – Clinton	24	75
Vote Republican	18	80
Vote Democrat	79	18
Vote Undecided	32	57
Disapp. B.O./Not Vote GOP	26	69
Wrong Track/Not Vote GOP	49	45
Disapp. B.O./Fav. Clinton	29	65
Republican	17	82
Democrat	77	19
Independent	40	54
Liberal	76	21
Moderate	48	48
Conservative	15	82
White	39	58
African- American	80	11
Hispanic	54	42
Under 55	45	51
Over 55	48	48
Men	53	44
Women	40	55

McLaughlin & Associates

Would you say you most favor a smaller government with fewer services, or a larger government with many services?-

Time Series-

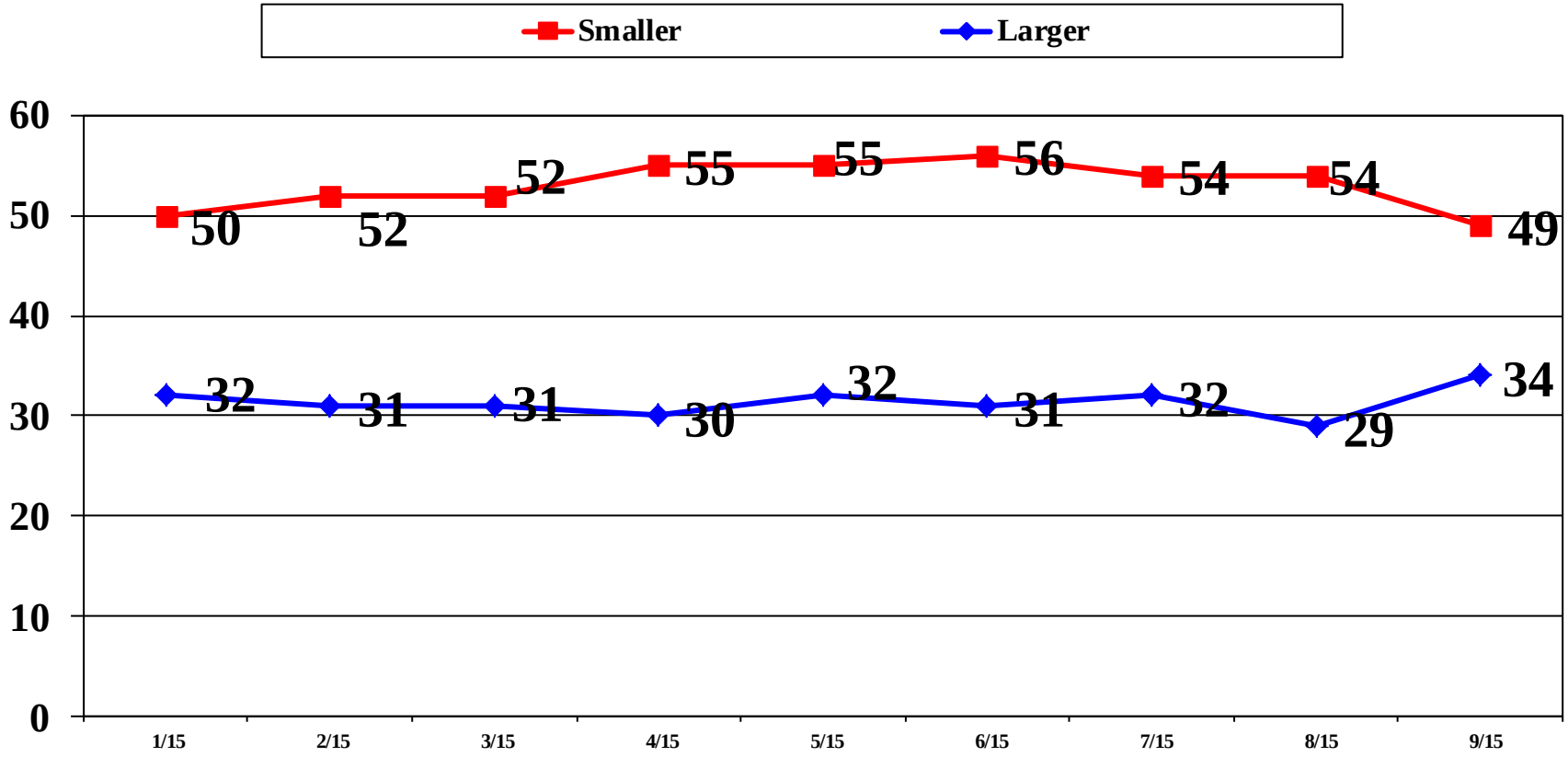

Would you say you most favor a smaller government with fewer services, or a larger government with many services?

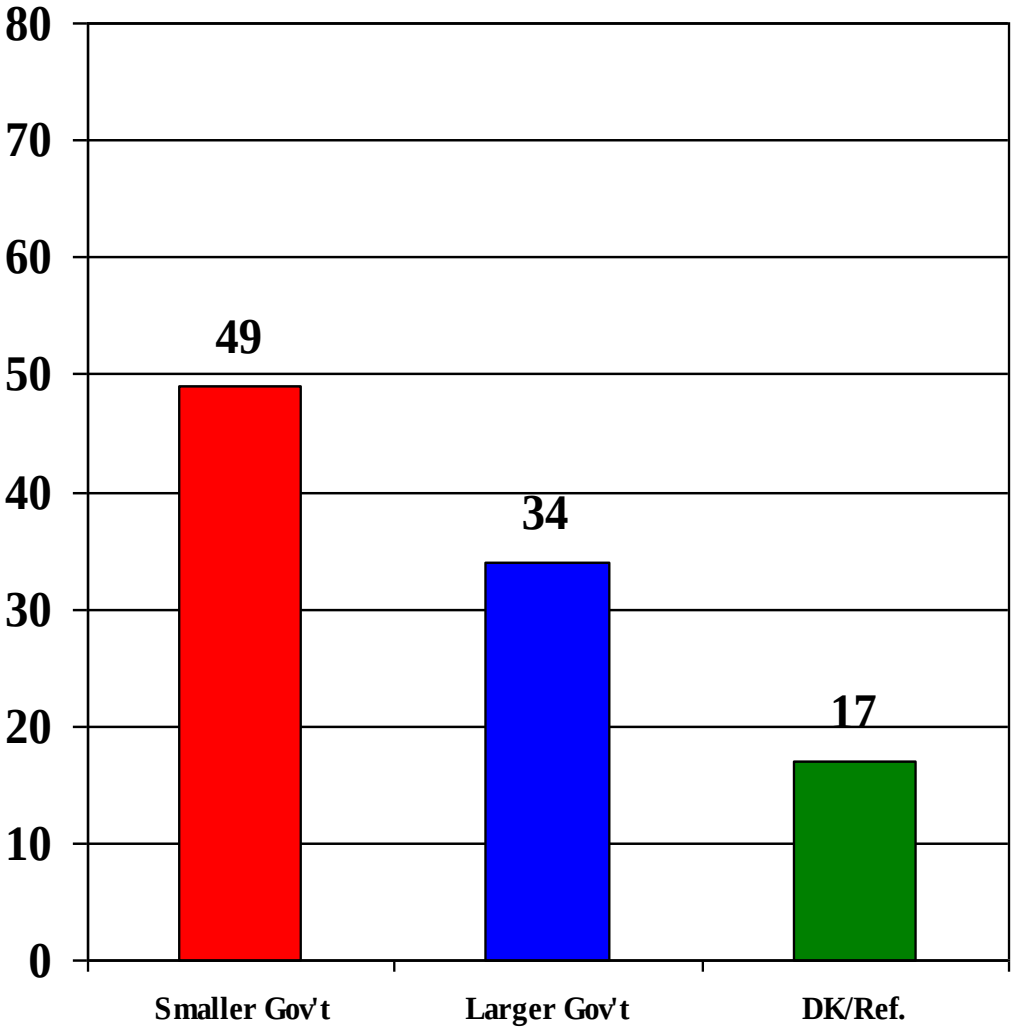

National M&A
September 2015

McLaughlin & Associates

	Smaller	Larger
East	46	37
Midwest	47	33
South	52	32
West	49	37
Right Direction	30	55
Wrong Track	58	26
Approve – Obama.	31	51
Disapprove – Obama	67	18
Favorable – Clinton	32	50
Unfavorable – Clinton	65	22
Vote Republican	69	19
Vote Democrat	29	52
Vote Undecided	47	25
Disapp. B.O./Not Vote GOP	49	27
Wrong Track/Not Vote GOP	40	38
Disapp. B.O./Fav. Clinton	54	25
Republican	66	22
Democrat	30	51
Independent	54	26
Liberal	27	53
Moderate	50	33
Conservative	70	16
White	53	30
African- American	25	46
Hispanic	48	46
Under 55	46	38
Over 55	53	38
Men	51	35
Women	47	33

Direction: United States

- Time Series-

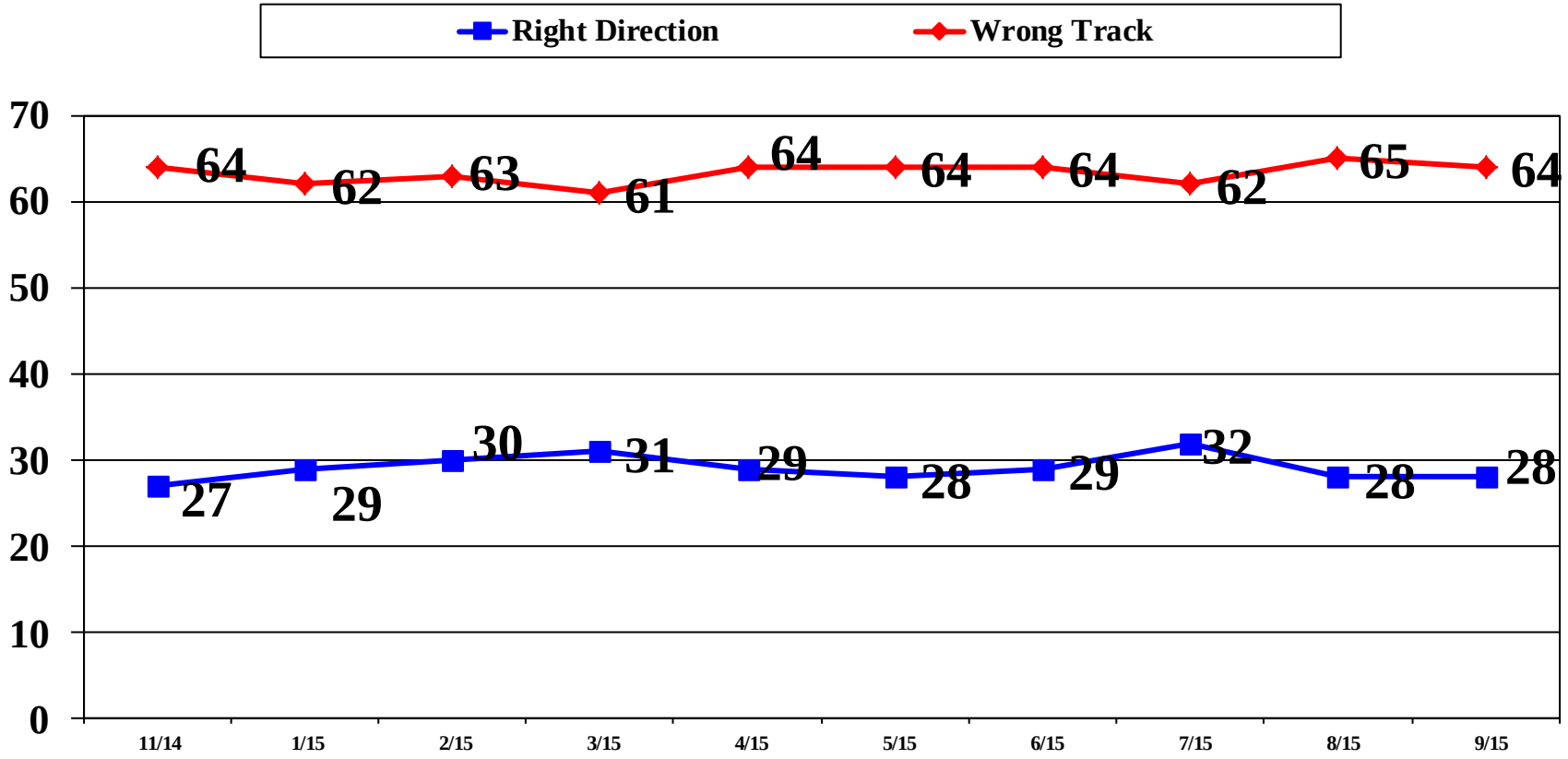

Direction: United States

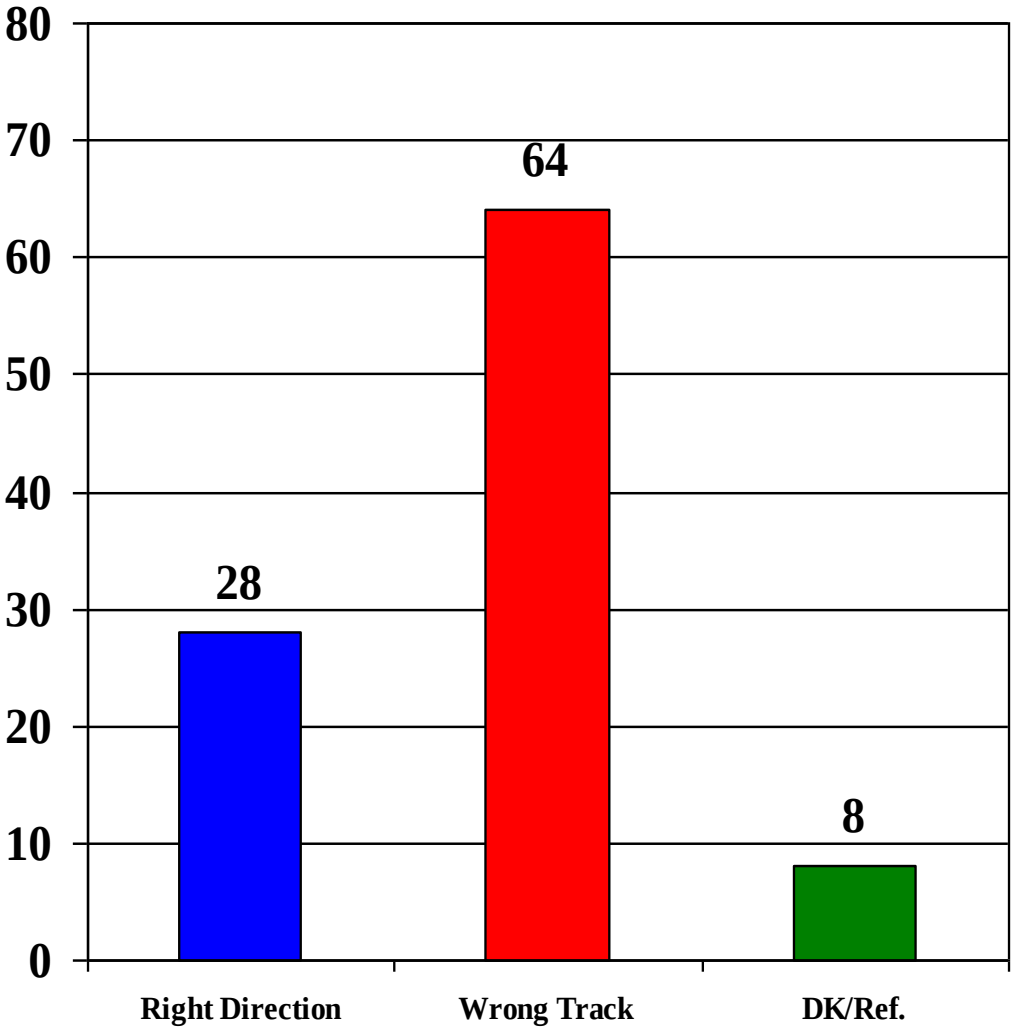

National M&A
September 2015

McLaughlin & Associates

	RD	WT
East	31	64
Midwest	28	64
South	26	67
West	31	61
Right Direction	100	0
Wrong Track	0	100
Approve – Obama.	55	34
Disapprove – Obama	3	94
Favorable – Clinton	51	39
Unfavorable – Clinton	11	85
Vote Republican	11	85
Vote Democrat	47	43
Vote Undecided	21	68
Disapp. B.O./Not Vote GOP	2	93
Wrong Track/Not Vote GOP	0	100
Disapp. B.O./Fav. Clinton	3	89
Republican	12	85
Democrat	47	43
Independent	22	70
Liberal	47	47
Moderate	30	59
Conservative	7	88
White	22	72
African- American	55	33
Hispanic	34	59
Under 55	30	62
Over 55	25	68
Men	33	61
Women	24	67

Opinion: Hillary Clinton

- Time Series-

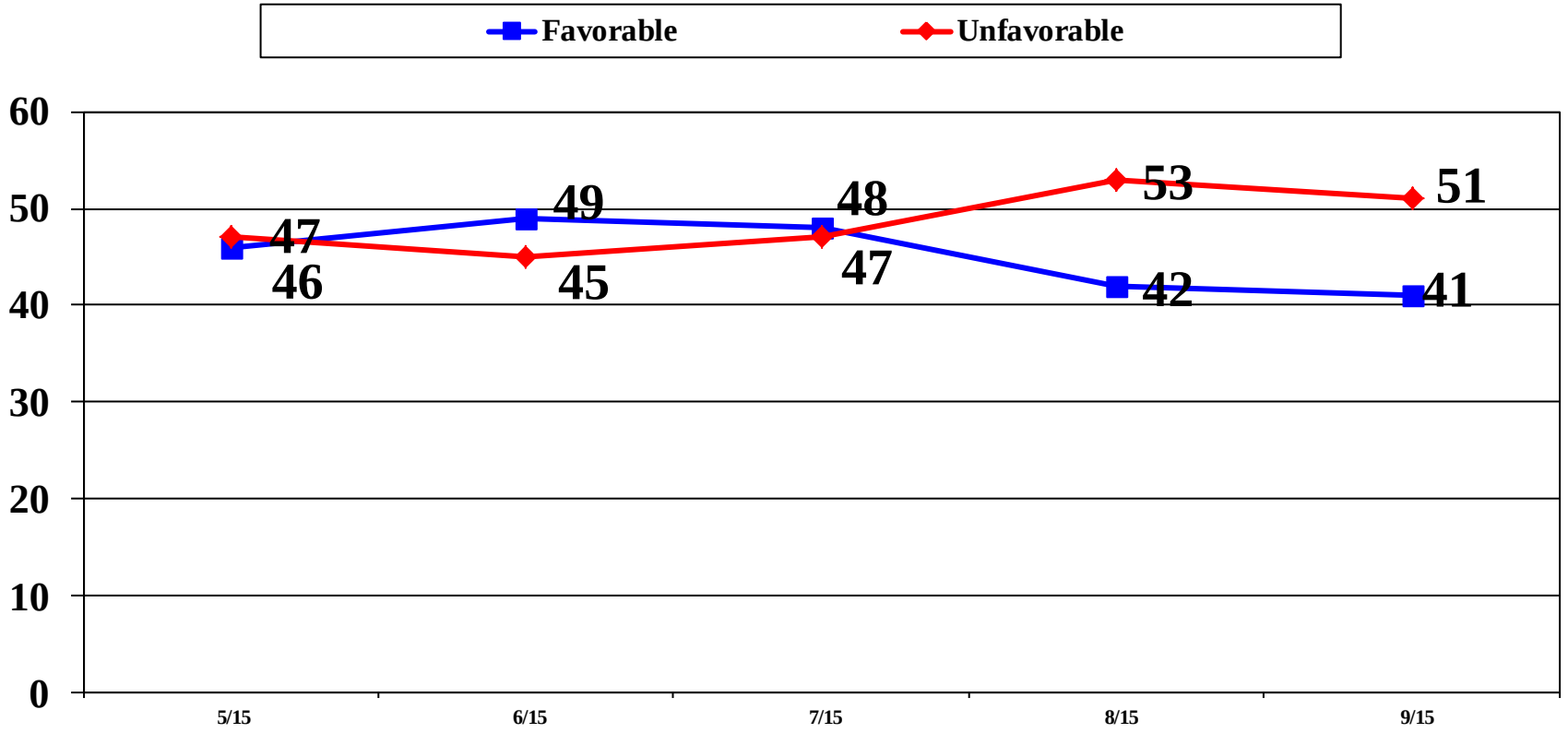

National - M&A
September 2015

McLaughlin & Associates

Opinion: Hillary Clinton

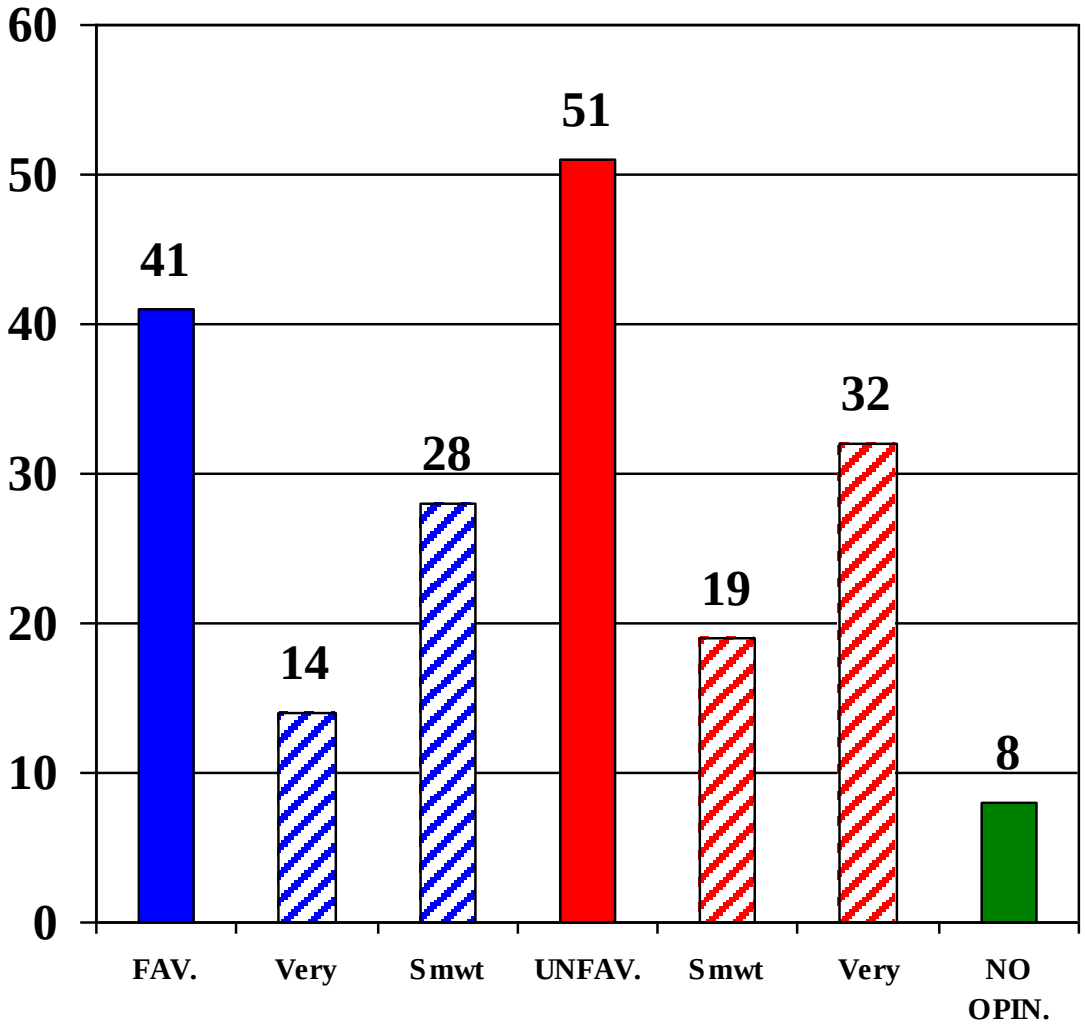

	Fav.	Unfav.
East	42	50
Midwest	43	49
South	38	53
West	45	49
Right Direction	75	20
Wrong Track	25	67
Approve – Obama.	69	23
Disapprove – Obama	16	79
Favorable – Clinton	100	0
Unfavorable – Clinton	0	100
Vote Republican	14	82
Vote Democrat	71	21
Vote Undecided	35	44
Disapp. B.O./Not Vote GOP	35	53
Wrong Track/Not Vote GOP	47	40
Disapp. B.O./Fav. Clinton	100	0
Republican	14	82
Democrat	71	22
Independent	33	54
Liberal	68	26
Moderate	43	48
Conservative	12	79
White	35	59
African- American	69	13
Hispanic	46	45
Under 55	41	50
Over 55	42	52
Men	45	49
Women	38	52

National - M&A
September 2015

McLaughlin & Associates

Generally speaking, would you like the next President to…?
1. Continue the policies of President Obama
2. Change Direction and move away from the policies of President Obama

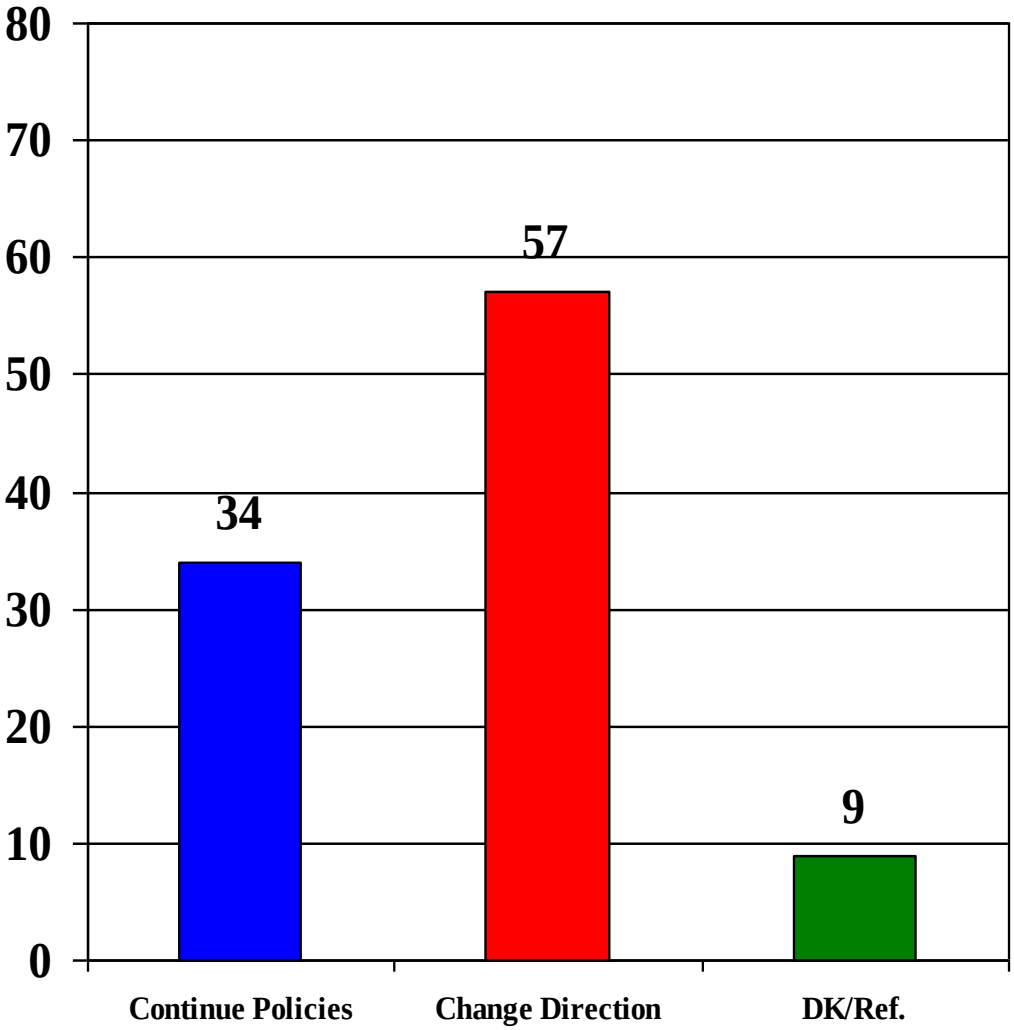

National M&A
September 2015

McLaughlin & Associates

	Cont.	Change
East	39	54
Midwest	33	55
South	31	60
West	38	54
Right Direction	76	17
Wrong Track	15	77
Approve – Obama.	68	20
Disapprove – Obama	2	93
Favorable – Clinton	62	28
Unfavorable – Clinton	12	82
Vote Republican	9	88
Vote Democrat	65	24
Vote Undecided	15	61
Disapp. B.O./Not Vote GOP	4	85
Wrong Track/Not Vote GOP	31	54
Disapp. B.O./Fav. Clinton	7	84
Republican	8	88
Democrat	64	25
Independent	24	63
Liberal	61	29
Moderate	33	54
Conservative	8	87
White	27	65
African- American	70	17
Hispanic	37	54
Under 55	34	57
Over 55	34	56
Men	38	54
Women	30	59