



# **National Post-Elect Survey Results 2020 General Election Voters**

**November 2020**

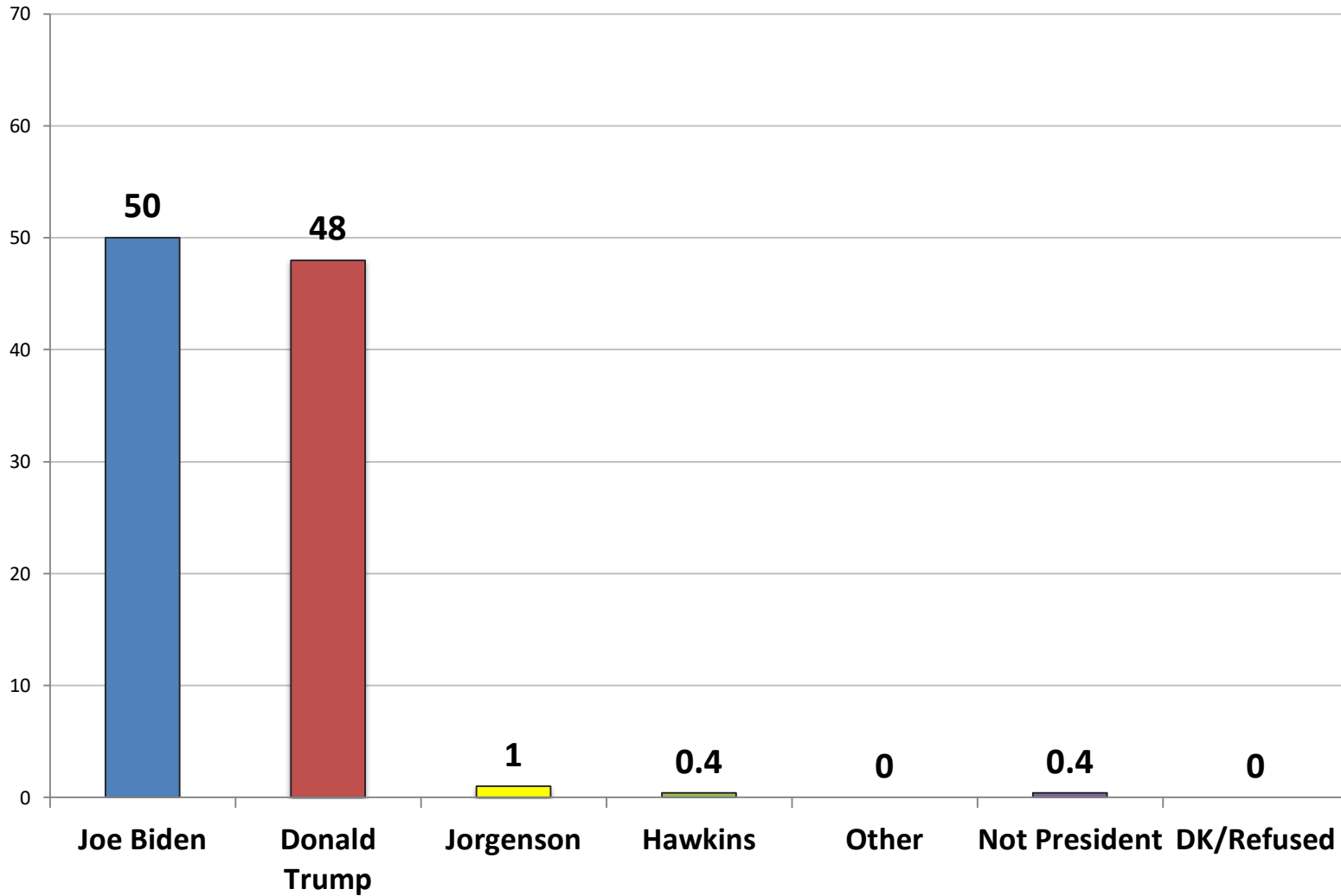
**On the web**

**[www.mclaughlinonline.com](http://www.mclaughlinonline.com)**

# Vote Method

	<u>11/14</u>	<u>11/16</u>	<u>11/18</u>	<u>11/20</u>	<u>E</u>	<u>MW</u>	<u>S</u>	<u>W</u>	<u>Rep</u>	<u>Dem</u>	<u>Ind</u>	<u>Lib</u>	<u>Mod</u>	<u>Cons</u>	<u>Vote Trump</u>	<u>Vote Biden</u>	<u>Men</u>	<u>Wo-men</u>	<u>White</u>	<u>AA</u>	<u>HISP</u>
Vote in Person Election Day	67	59	58	36	46	40	34	27	46	25	38	27	33	45	46	26	33	39	38	30	34
VOTE EARLY	34	41	42	64	54	60	66	73	54	75	62	74	67	55	54	74	67	61	62	70	66
Vote in Person Earlier	20	21	16	24	16	21	37	13	26	26	21	23	24	25	24	25	24	25	22	36	26
By Mail	14	20	26	29	33	28	19	44	22	35	30	36	31	22	22	35	32	26	29	26	27
By Dropping it off	-	-	-	11	5	11	10	17	7	15	11	14	12	8	7	15	11	11	11	8	12

# Who did you vote for President?

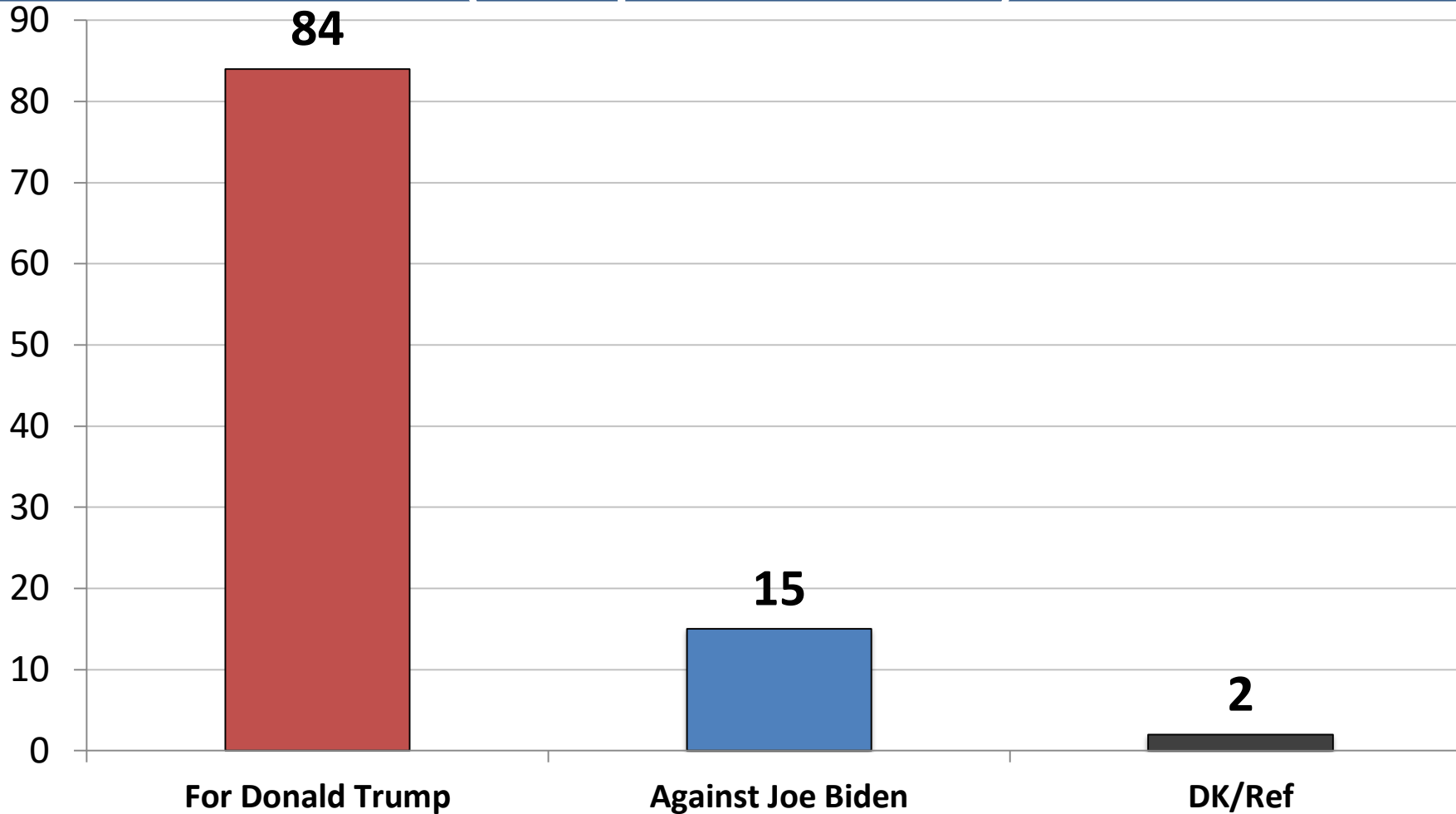


	Biden	Trump
Vote Early in Person	51	49
Vote Early mail-Absentee or Prov.	63	35
Vote On Election Day	36	62
Vote Trump	0	100
Vote Biden	100	0
Vote Cong. 2020 – GOP	9	91
Vote Cong. 2020 – DEM	92	7
Approve – Trump	12	87
Disapprove – Trump	93	6
Republican	10	89
Democrat	89	10
Independent	48	49
Liberal	82	16
Moderate	62	36
Conservative	15	85
White	40	59
African- American	81	18
Hispanic	64	32
Under 40	57	41
Age: 41-55	45	53
Over 55	48	51
Married	42	56
Single	65	33
Men	45	53
Women	54	44
Live in Urban Area	56	43
Live in Suburban Area	51	47
Live in Rural Area	40	60

# Trump Voters: What was the single most important reason you voted for Donald Trump?

	<u>Total</u>	<u>Rep</u>	<u>Dem</u>	<u>Ind</u>	<u>Lib</u>	<u>Mod</u>	<u>Cons</u>	<u>Men</u>	<u>Women</u>
<b>Stand on Economy</b>	13	13	11	14	3	13	14	16	10
<b>Dislike Biden/Harris</b>	10	7	19	12	0	14	9	10	9
<b>Good/like</b>	9	10	14	5	39	8	6	11	6
<b>Good Job/Record</b>	6	7	5	6	2	6	7	5	8
<b>Good Views/Positions</b>	5	6	5	4	1	4	7	6	5
<b>MAGA/Patriot/Love USA</b>	5	6	0	5	4	7	5	5	6
<b>Dislike Democrats/Socialists</b>	5	6	0	4	0	3	6	6	4
<b>Best/Better Choice</b>	5	5	5	3	6	5	4	5	4
<b>For the People/Area</b>	4	3	3	5	4	1	5	2	5
<b>Kept Promises</b>	3	3	7	3	0	0	5	3	3
<b>Honest/Sincere</b>	3	3	0	3	5	1	3	2	4
<b>Stand on Taxes</b>	3	1	0	8	0	7	1	4	2
<b>Various Pro Trump</b>	3	2	2	5	4	0	4	3	3
<b>Strong Leader</b>	3	3	4	2	2	2	3	2	3
<b>Stand on Abortion</b>	2	2	0	4	2	0	4	0	5
<b>Businessman/Acumen</b>	2	3	0	2	0	2	3	3	2
<b>Effective/Do Things</b>	2	3	0	1	0	2	3	2	3
<b>Moral/Family Values/Religion</b>	2	2	5	1	0	3	1	1	2

# Was your vote for Donald Trump more of a vote for Donald Trump or more of a vote against Joe Biden? (Trump Voters n=483)

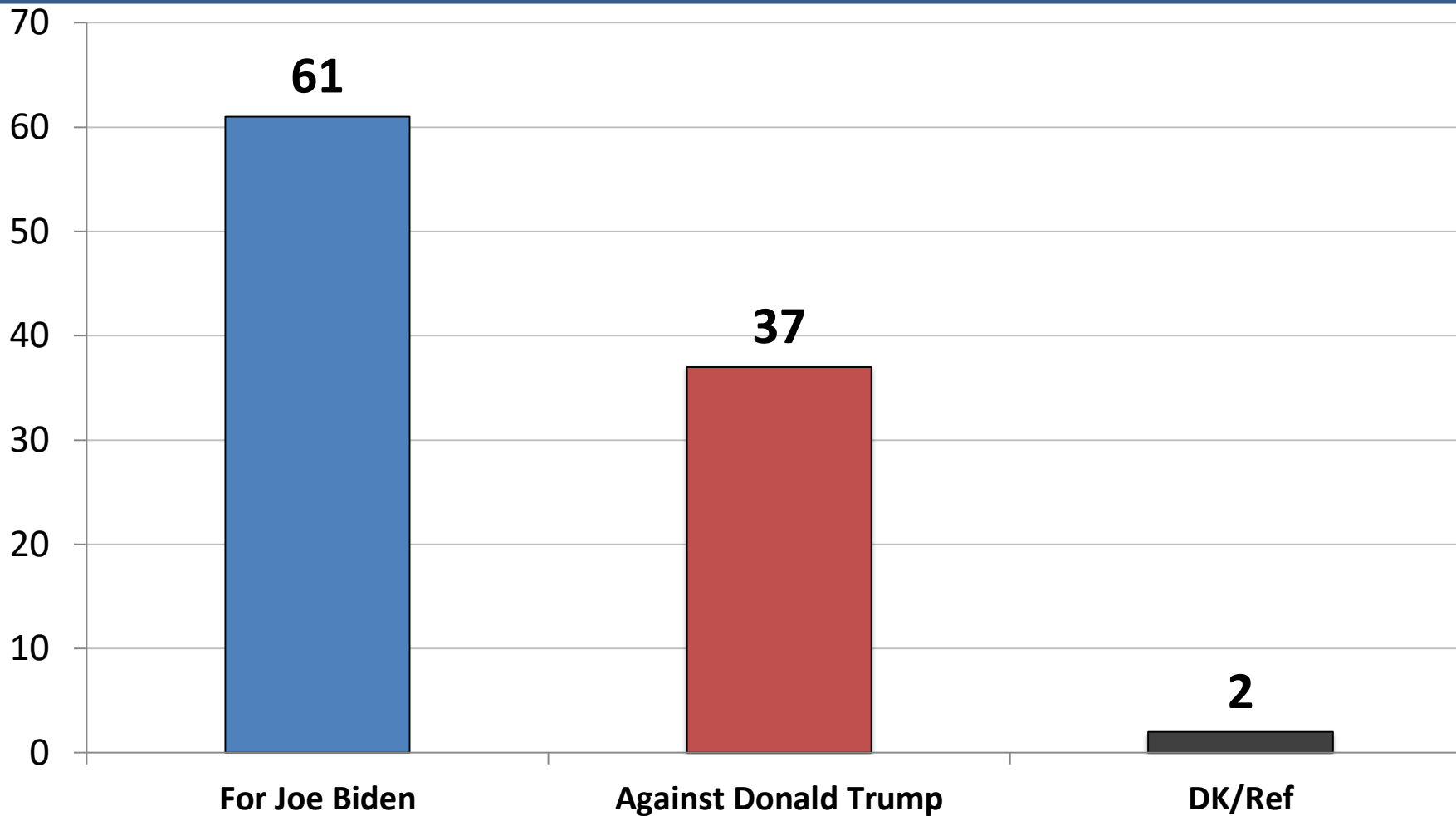


	For	Against
Vote Early in Person	89	10
Vote Early mail-Absentee/Prov.	73	25
Vote On Election Day	87	11
Vote Trump	84	15
Vote Biden	0	0
Vote Cong. 2020 – GOP	86	13
Vote Cong. 2020 – DEM	74	22
Approve – Trump	86	13
Disapprove – Trump	42	45
Republican	87	13
Democrat	75	25
Independent	78	16
Liberal	89	11
Moderate	74	20
Conservative	87	13
White	84	16
African- American	88	12
Hispanic	84	17
Under 40	91	10
Age: 41-55	90	9
Over 55	75	21
Married	84	15
Single	90	10
Men	83	15
Women	84	15
Live in Urban Area	89	11
Live in Suburban Area	81	16
Live in Rural Area	82	16

# Biden Voters: What was the single most important reason you voted for Joe Biden?

	<u>Total</u>	<u>Rep</u>	<u>Dem</u>	<u>Ind</u>	<u>Lib</u>	<u>Mod</u>	<u>Cons</u>	<u>Men</u>	<u>Women</u>
<b>Not DJT/Dislike Trump</b>	32	47	27	41	35	31	26	40	26
<b>Best/Better Choice</b>	6	5	6	8	5	8	4	7	6
<b>COVID-19/Pandemic</b>	6	4	7	4	7	6	5	5	7
<b>Honesty/Character</b>	6	8	7	3	5	6	10	6	6
<b>For all People/Area</b>	5	1	6	3	5	5	6	1	7
<b>Good Views/Positions</b>	4	4	5	4	4	4	8	2	6
<b>Good/Like</b>	4	7	5	1	5	3	4	5	3
<b>Heal/Unify USA</b>	3	0	4	2	3	3	5	4	3
<b>Empathy/Decent/Caring</b>	3	0	3	4	4	3	0	4	2
<b>Change</b>	3	1	2	5	2	4	0	3	3
<b>Qualified</b>	3	2	3	2	1	4	2	1	4
<b>Demeanor/Dignity</b>	2	1	3	1	4	0	0	1	3
<b>Rebuild USA/On Track</b>	2	1	2	1	1	2	4	0	3
<b>He's Sane</b>	2	0	2	2	2	2	1	3	1
<b>Democrat</b>	2	0	2	0	2	2	0	2	1
<b>Stand/Race/Relations</b>	2	0	1	3	1	2	1	1	2
<b>Experience</b>	2	0	1	2	1	1	6	1	2
<b>Various Pro Biden</b>	1	0	2	1	0	3	0	1	2

Was your vote for Joe Biden more of a vote for Joe Biden or more of a vote against Donald Trump?  
(Biden Voters n=501)



	<u>For</u>	<u>Against</u>
Vote Early in Person	71	27
Vote Early mail-Absentee/Prov.	53	45
Vote On Election Day	69	30
Vote Trump	0	0
Vote Biden	61	37
Vote Cong. 2020 – GOP	38	49
Vote Cong. 2020 – DEM	63	36
Approve – Trump	84	7
Disapprove – Trump	58	41
Republican	35	61
Democrat	71	28
Independent	44	51
Liberal	65	34
Moderate	58	39
Conservative	61	35
White	50	47
African- American	77	23
Hispanic	74	25
Under 40	73	26
Age: 41-55	62	36
Over 55	50	47
Married	56	43
Single	66	32
Men	54	44
Women	66	31
Live in Urban Area	70	29
Live in Suburban Area	54	44
Live in Rural Area	66	33

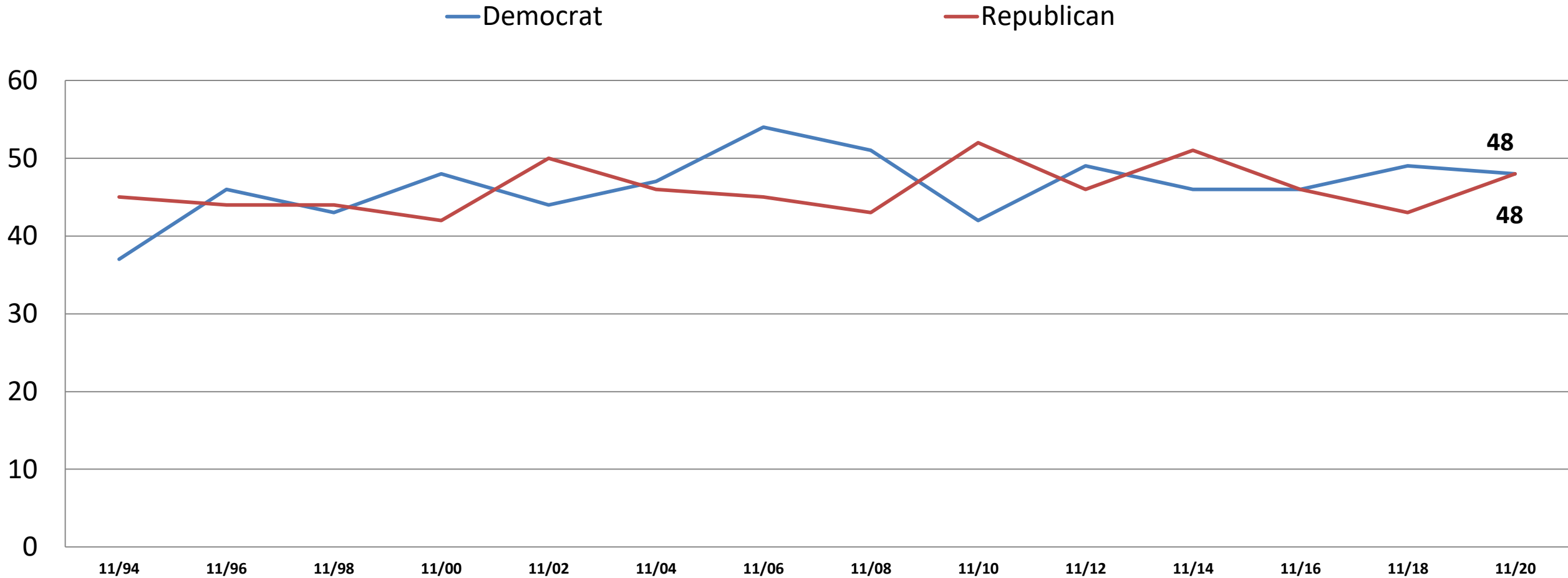
# When did you decide how you were going to vote for President?

	<u>Total</u>	<u>Rep</u>	<u>Dem</u>	<u>Ind</u>	<u>Lib</u>	<u>Mod</u>	<u>Cons</u>	<u>Vote Trump</u>	<u>Vote Biden</u>	<u>Men</u>	<u>Women</u>
<b>Before Labor Day</b>	<b>61</b>	65	62	53	65	49	70	63	59	60	61
<b>During the month of September</b>	<b>14</b>	11	15	18	16	17	10	11	17	13	15
<b>During the first two weeks of October</b>	<b>8</b>	8	8	9	7	10	6	7	8	8	8
<b>During the last two weeks of October</b>	<b>7</b>	6	8	9	7	11	4	7	8	8	7
<b>During the last week before Election Day</b>	<b>10</b>	10	8	13	5	13	10	12	8	10	10

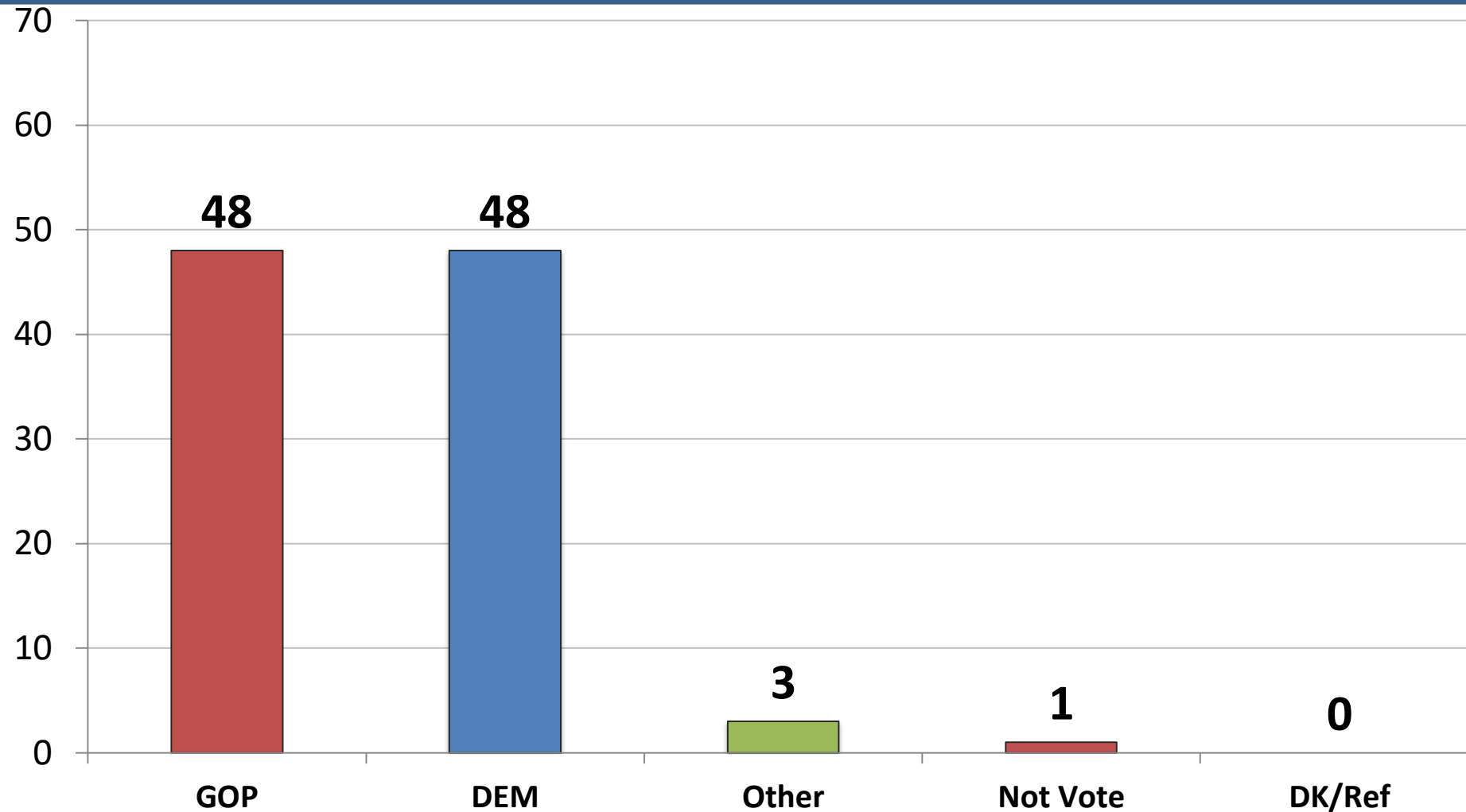


# U.S. Congressional Ballot

*Time Series*



# U.S. Congressional Ballot

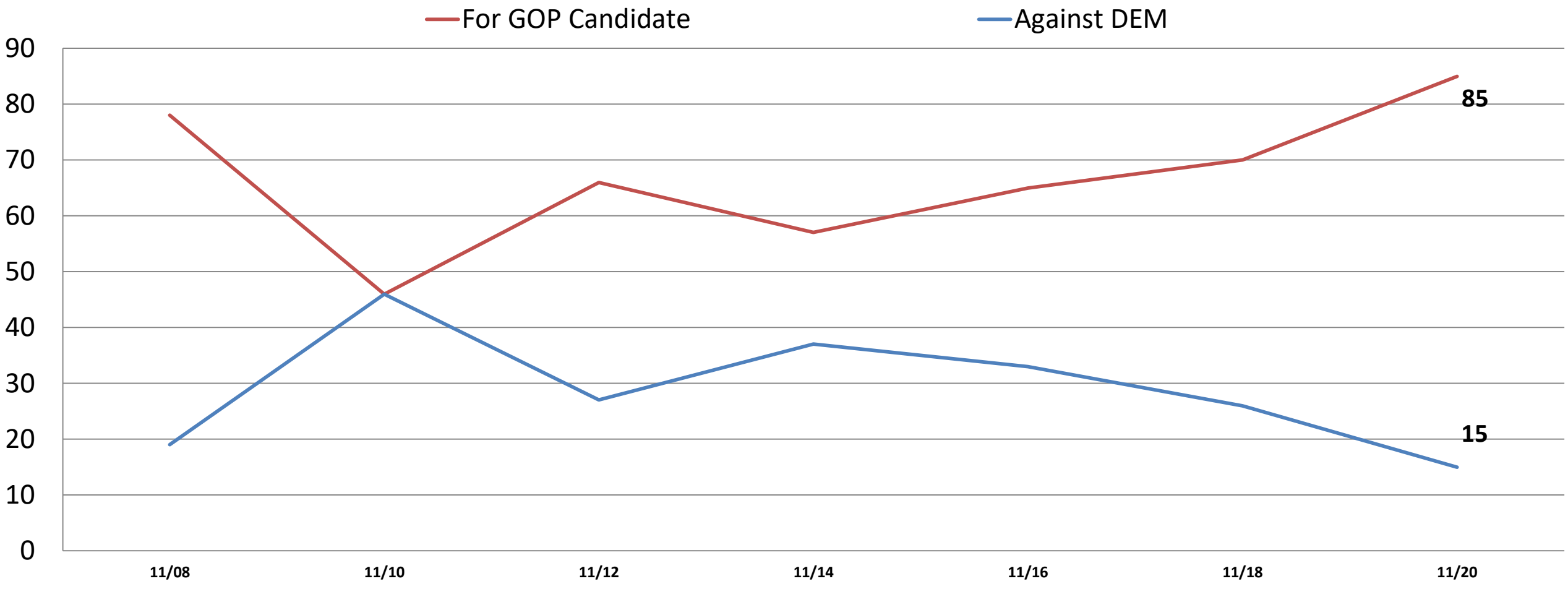


	<u>D</u>	<u>R</u>
Vote Early in Person	52	48
Vote Early mail-Absentee/Prov.	60	36
Vote On Election Day	33	61
Vote Trump	7	90
Vote Biden	89	8
Vote Cong. 2020 – GOP	0	100
Vote Cong. 2020 – DEM	100	0
Approve – Trump	14	82
Disapprove – Trump	88	10
Republican	7	93
Democrat	90	8
Independent	45	46
Liberal	79	19
Moderate	61	32
Conservative	14	86
White	38	58
African- American	80	18
Hispanic	62	34
Under 40	55	42
Age: 41-55	45	52
Over 55	46	50
Married	42	55
Single	62	36
Men	43	53
Women	53	44
Live in Urban Area	53	44
Live in Suburban Area	49	48
Live in Rural Area	40	53

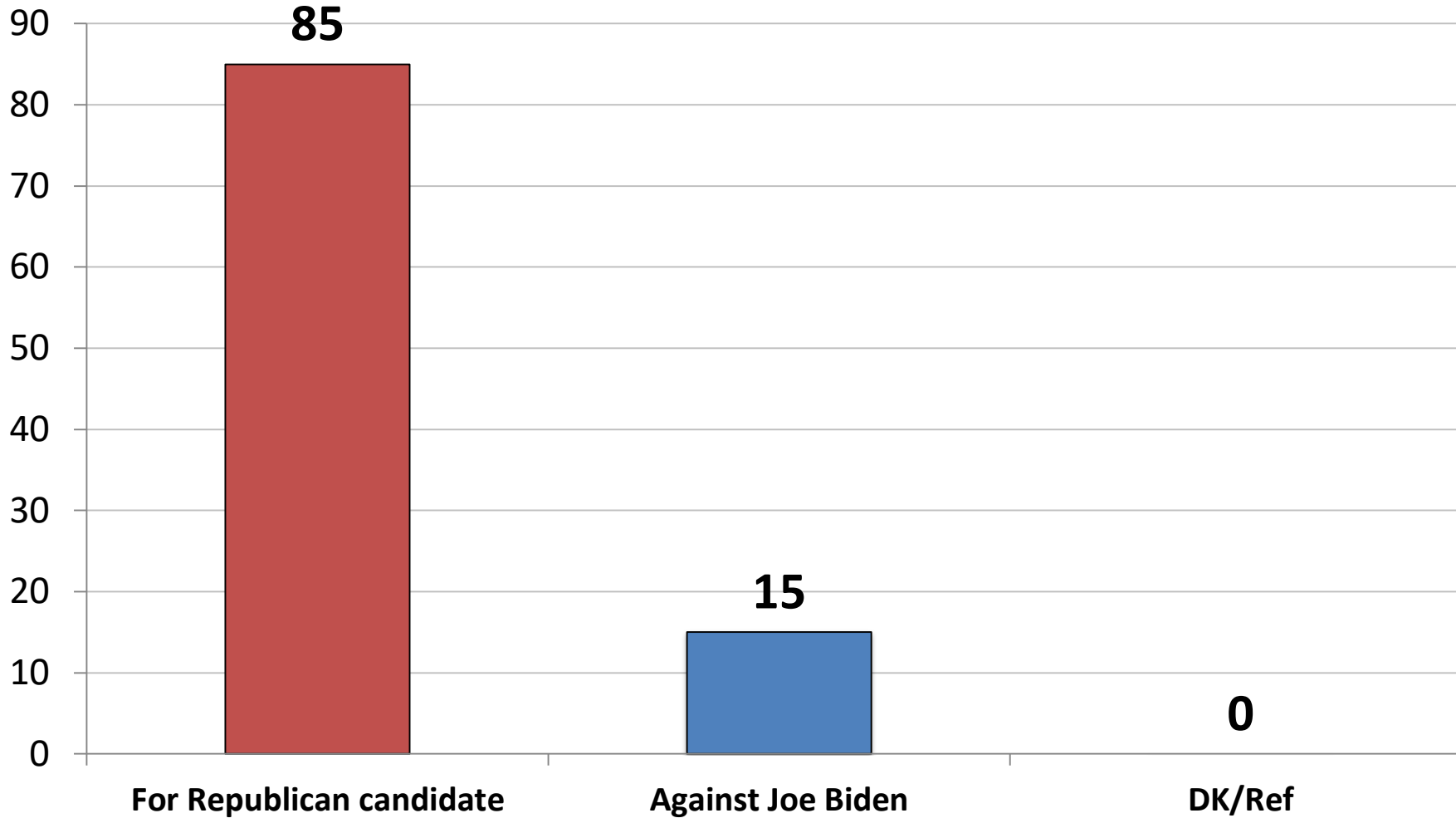
# Was your Vote more for Donald Trump and the Republicans policies or more of a vote against the Democratic policies?

***(Voted Republican n=479)***

*Time Series*



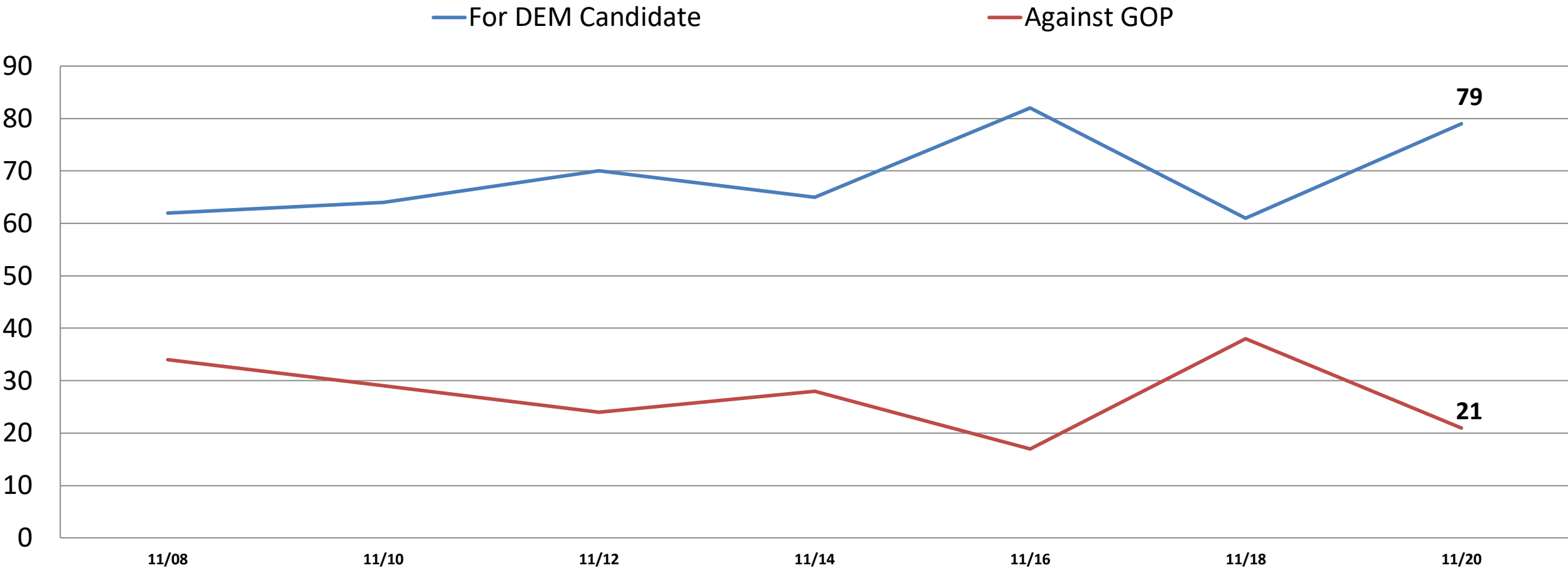
Was your vote more for the Republican candidate and their policies or more of a vote against Joe Biden and the Democratic policies?  
*(Voted Republican n=479)*



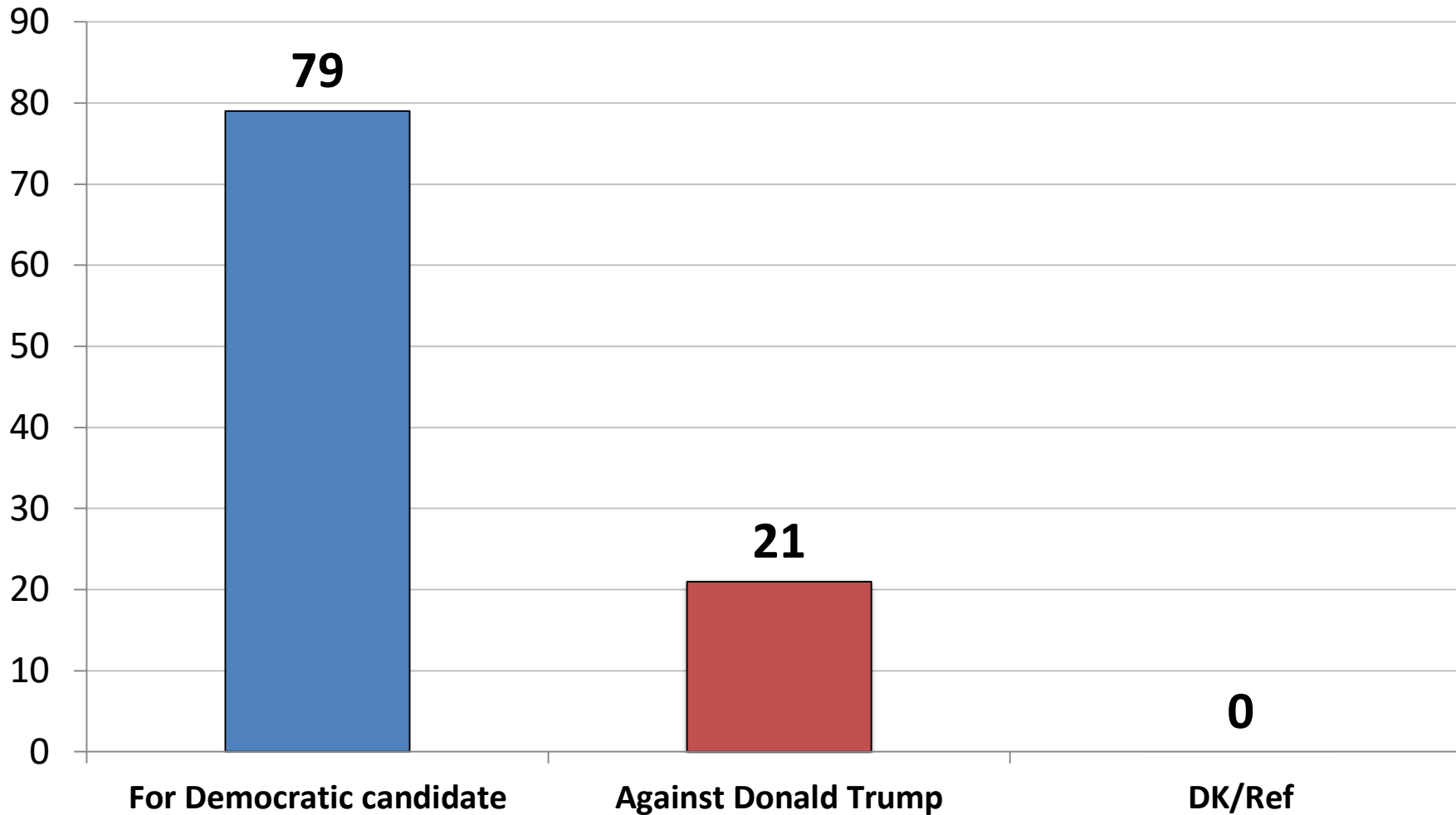
	<u>For</u>	<u>Against</u>
Vote Early in Person	85	16
Vote Early mail-Absentee/Prov.	82	18
Vote On Election Day	87	13
Vote Trump	85	15
Vote Biden	88	12
Vote Cong. 2020 – GOP	85	15
Vote Cong. 2020 – DEM	0	0
Approve – Trump	85	15
Disapprove – Trump	86	14
Republican	88	12
Democrat	83	17
Independent	78	23
Liberal	92	8
Moderate	83	17
Conservative	85	15
White	85	15
African- American	84	16
Hispanic	82	18
Under 40	91	9
Age: 41-55	87	13
Over 55	79	21
Married	85	15
Single	82	18
Men	86	14
Women	84	17
Live in Urban Area	86	14
Live in Suburban Area	84	17
Live in Rural Area	87	14

# Was your vote more for Donald Trump and the Republicans policies or more of a vote against the Democratic policies? (Voted Democrat n=484)

Time Series



Was your vote more for the Democratic candidate and their policies or more of a vote against Donald Trump and the Republican policies?  
*(Voted Democrat n=484)*

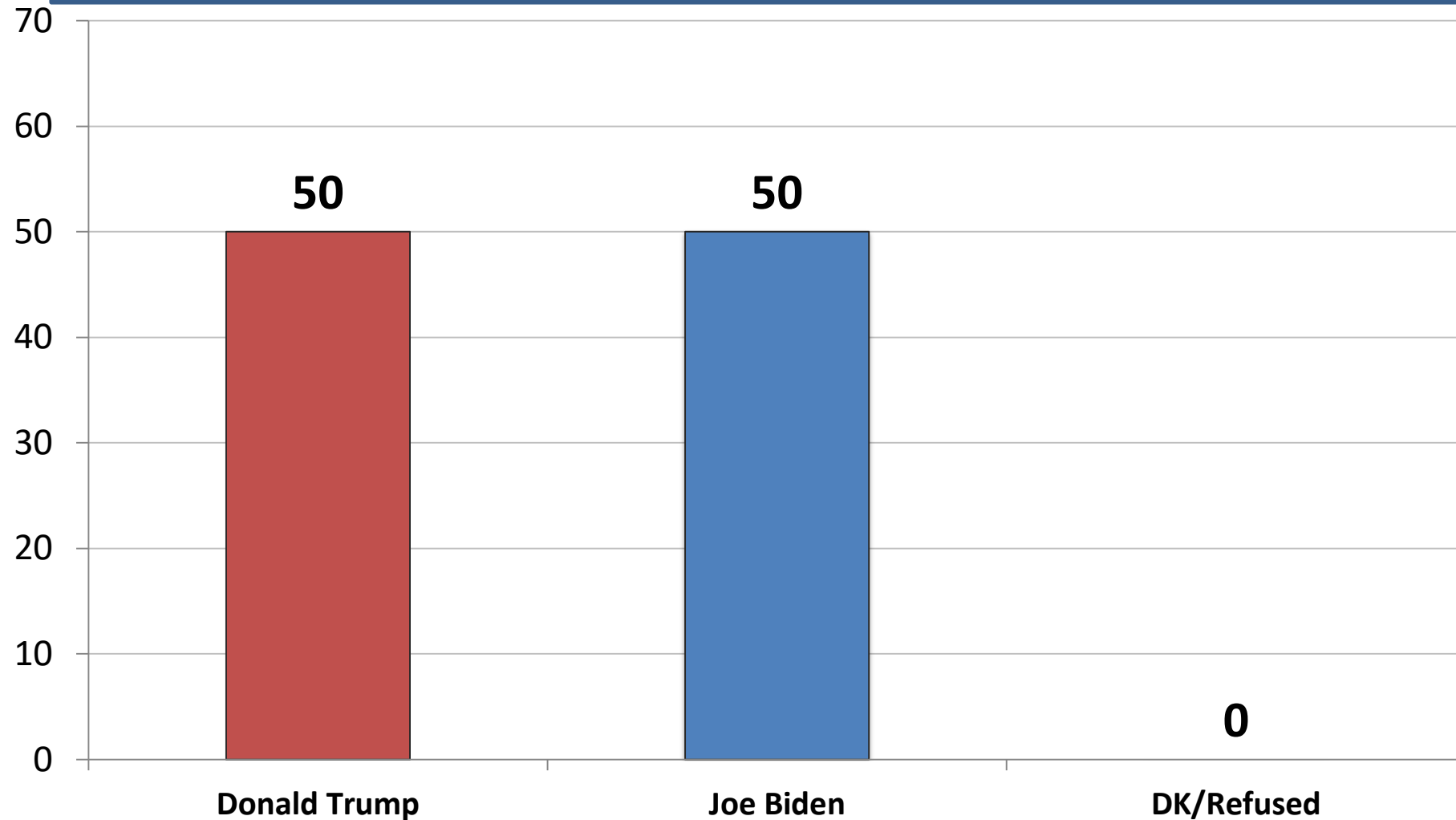


	For	Against
Vote Early in Person	82	19
Vote Early mail-Absentee/Prov.	76	24
Vote On Election Day	81	19
Vote Trump	91	9
Vote Biden	78	22
Vote Cong. 2020 – GOP	0	0
Vote Cong. 2020 – DEM	79	21
Approve – Trump	92	8
Disapprove – Trump	77	23
Republican	47	53
Democrat	86	14
Independent	65	35
Liberal	84	16
Moderate	74	26
Conservative	81	19
White	75	25
African- American	84	16
Hispanic	78	22
Under 40	86	14
Age: 41-55	79	21
Over 55	72	28
Married	75	25
Single	82	18
Men	72	28
Women	84	16
Live in Urban Area	85	15
Live in Suburban Area	73	27
Live in Rural Area	82	18

# When did you decide how you were going to vote for Congress?

	<u>Total</u>	<u>Rep</u>	<u>Dem</u>	<u>Ind</u>	<u>Lib</u>	<u>Mod</u>	<u>Cons</u>	<u>Vote Trump</u>	<u>Vote Biden</u>	<u>Men</u>	<u>Women</u>
<b>Before Labor Day</b>	58	61	59	53	60	48	67	61	56	58	58
<b>During the month of September</b>	15	13	17	13	18	16	11	12	18	15	14
<b>During the first two weeks of October</b>	13	11	14	14	12	17	8	11	14	11	14
<b>During the last two weeks of October</b>	7	6	6	11	6	9	5	7	7	7	7
<b>During the last week before Election Day</b>	8	9	5	10	4	10	9	10	5	9	7

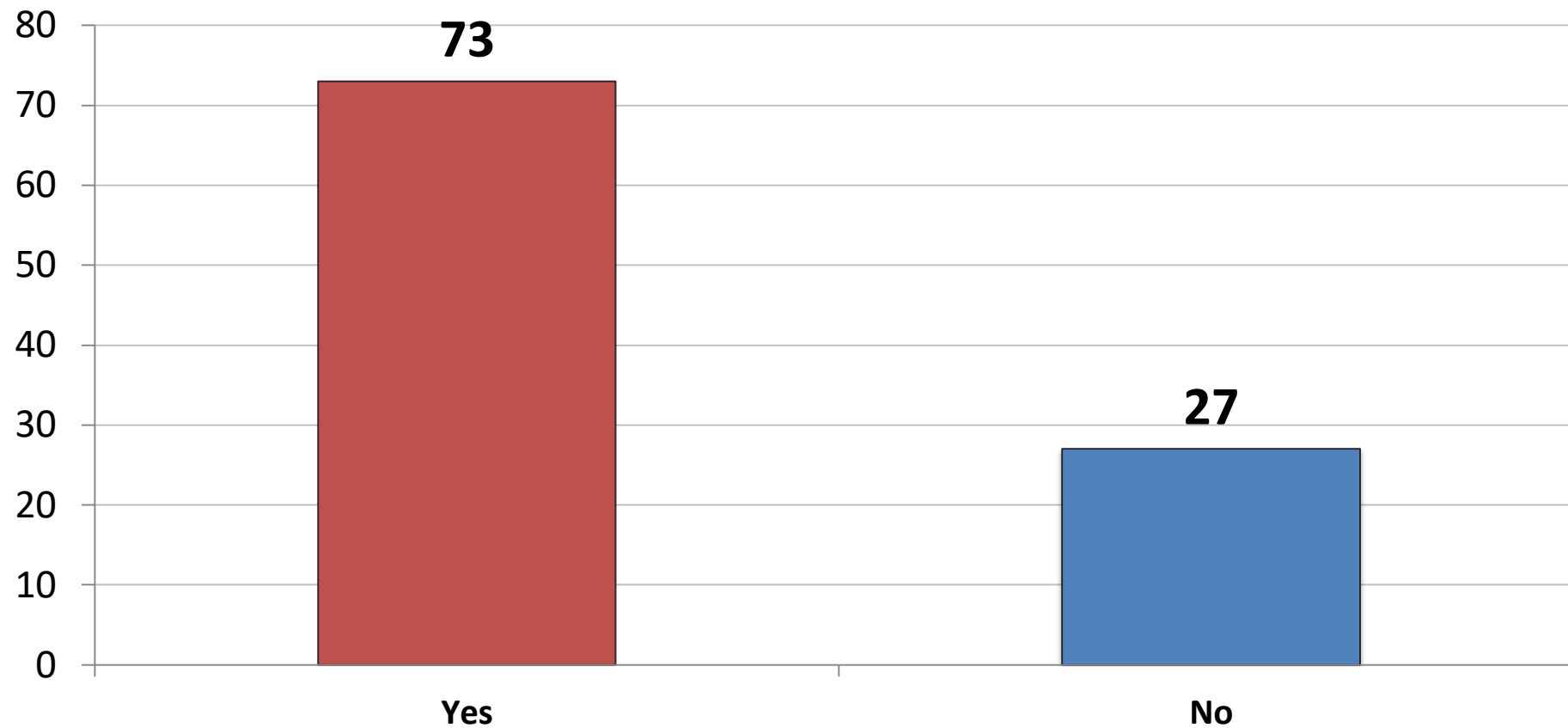
# Regardless of your vote for president, who do you think most of your friends and neighbors voted for?



	<u>DT</u>	<u>JB</u>
Vote Early in Person	54	46
Vote Early mail-Absentee/Prov.	33	67
Vote On Election Day	65	35
Vote Trump	89	11
Vote Biden	12	88
Vote Cong. 2020 – GOP	84	16
Vote Cong. 2020 – DEM	15	85
Approve – Trump	80	20
Disapprove – Trump	16	85
Republican	87	13
Democrat	15	85
Independent	49	51
Liberal	23	77
Moderate	39	62
Conservative	80	20
White	60	40
African- American	17	83
Hispanic	36	64
Under 40	46	54
Age: 41-55	56	44
Over 55	49	51
Married	58	42
Single	34	66
Men	54	46
Women	46	54
Live in Urban Area	41	59
Live in Suburban Area	48	52
Live in Rural Area	66	34



At the time you cast your vote for president, were you aware that evidence exists in emails, texts, eyewitness testimony and banking transactions that the FBI has been investigating since last year directly linking Joe Biden to a corrupt financial arrangement between a Chinese company with connections to the Chinese Communist Party and Hunter Biden's business, which may have personally benefitted Joe Biden Financially?



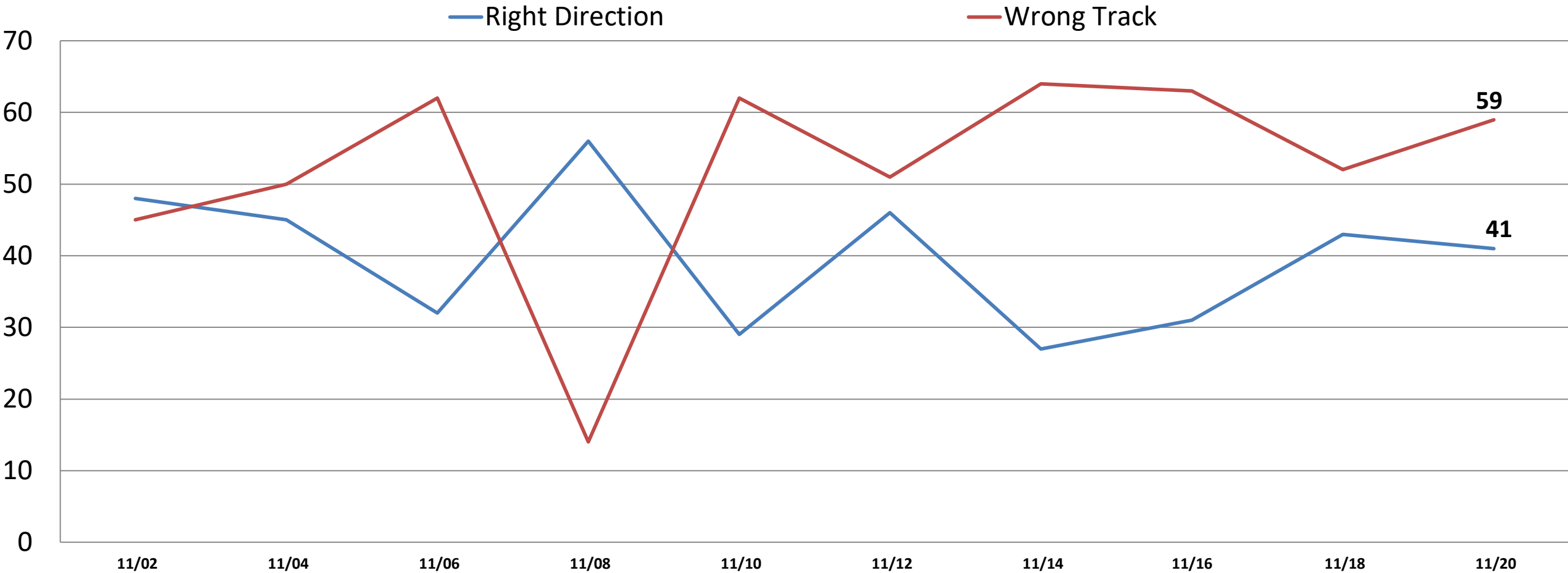
	<u>Y</u>	<u>N</u>
Vote Early in Person	75	26
Vote Early mail-Absentee/Prov.	66	34
Vote On Election Day	79	21
Vote Trump	82	18
Vote Biden	64	36
Vote Cong. 2020 – GOP	83	17
Vote Cong. 2020 – DEM	64	36
Approve – Trump	83	18
Disapprove – Trump	62	38
Republican	83	17
Democrat	62	38
Independent	75	26
Liberal	67	33
Moderate	67	33
Conservative	83	17
White	75	25
African- American	65	35
Hispanic	74	26
Under 40	72	28
Age: 41-55	71	29
Over 55	75	25
Married	78	22
Single	66	34
Men	78	22
Women	68	32
Live in Urban Area	66	34
Live in Suburban Area	78	22
Live in Rural Area	70	30

If you had been aware of this actual evidence in emails, texts, testimony and banking transactions being investigated by the FBI, would you have:  
(Not Aware of Scandal n=179)

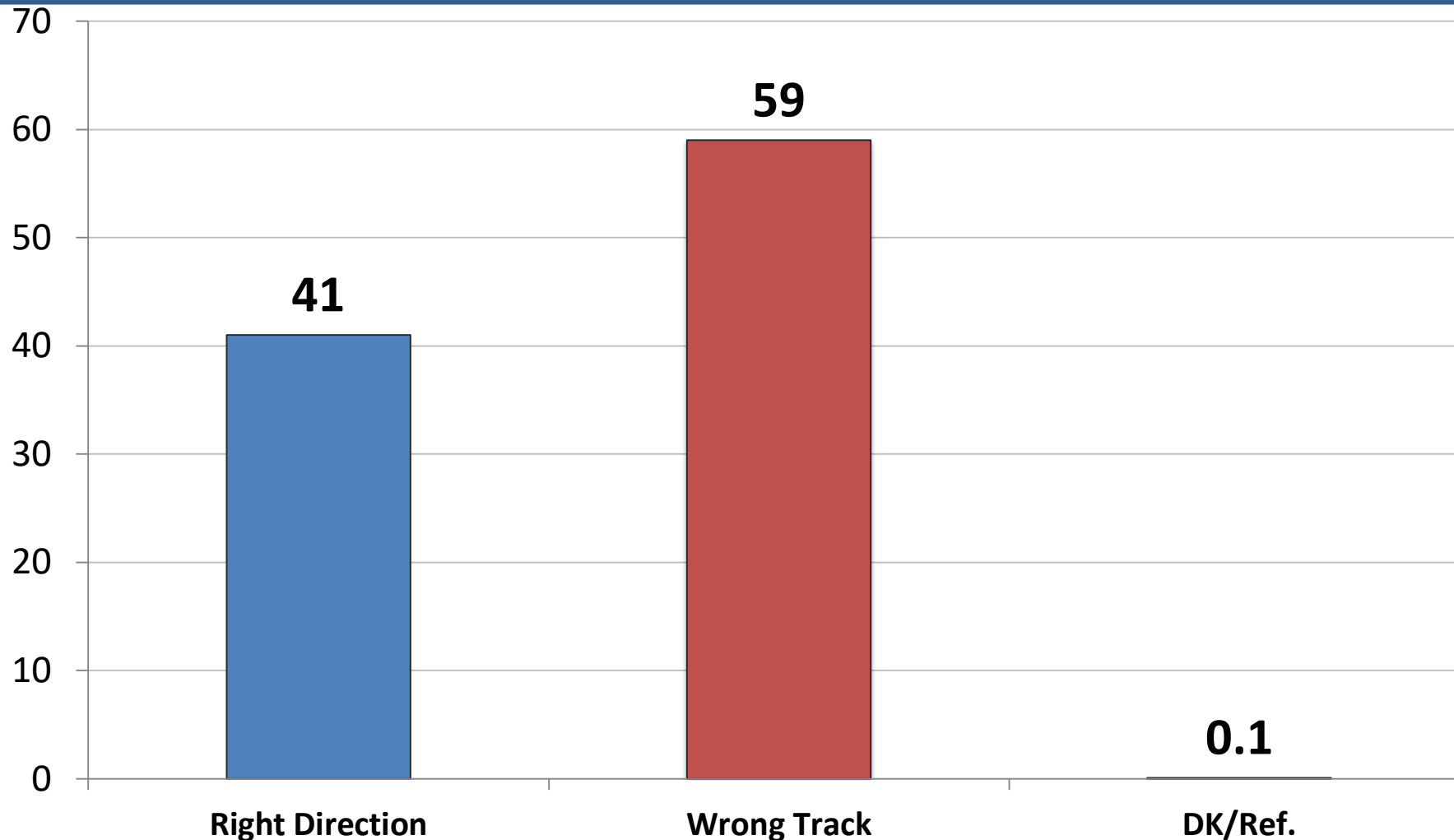
	<u>Total</u>	<u>Rep</u>	<u>Dem</u>	<u>Ind</u>	<u>Lib</u>	<u>Mod</u>	<u>Cons</u>	<u>Vote Biden</u>	<u>Men</u>	<u>Women</u>
<b>Still voted for Joe Biden anyway</b>	<b>87</b>	<b>95</b>	<b>89</b>	<b>78</b>	<b>93</b>	<b>84</b>	<b>73</b>	<b>87</b>	<b>89</b>	<b>86</b>
<b>Switched your vote to Donald Trump</b>	<b>1</b>	<b>0</b>	<b>1</b>	<b>3</b>	<b>0</b>	<b>2</b>	<b>0</b>	<b>1</b>	<b>3</b>	<b>0</b>
<b>Voted for another third-party candidate for President</b>	<b>6</b>	<b>0</b>	<b>6</b>	<b>5</b>	<b>3</b>	<b>8</b>	<b>0</b>	<b>6</b>	<b>5</b>	<b>6</b>
<b>Skipped voting for President, but would have voted for candidates in other offices</b>	<b>5</b>	<b>6</b>	<b>3</b>	<b>12</b>	<b>2</b>	<b>5</b>	<b>17</b>	<b>5</b>	<b>2</b>	<b>6</b>
<b>Would not have voted at all</b>	<b>2</b>	<b>0</b>	<b>1</b>	<b>4</b>	<b>2</b>	<b>1</b>	<b>10</b>	<b>2</b>	<b>1</b>	<b>2</b>
<b>DK/Refused</b>	<b>0</b>	<b>0</b>	<b>0</b>	<b>0</b>	<b>0</b>	<b>0</b>	<b>0</b>	<b>0</b>	<b>0</b>	<b>0</b>

# Direction: United States

*Time Series*

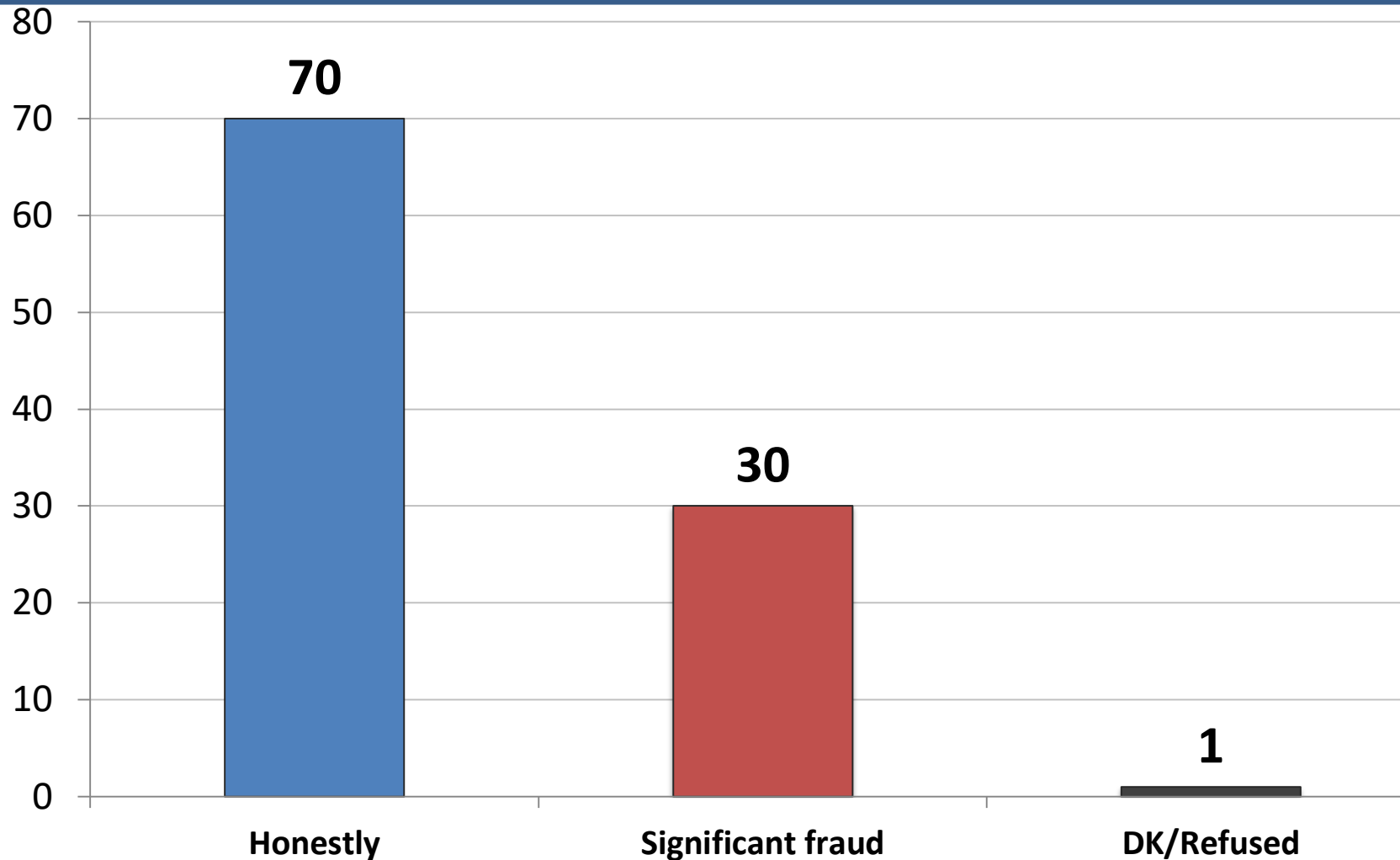


# Direction: *United States*



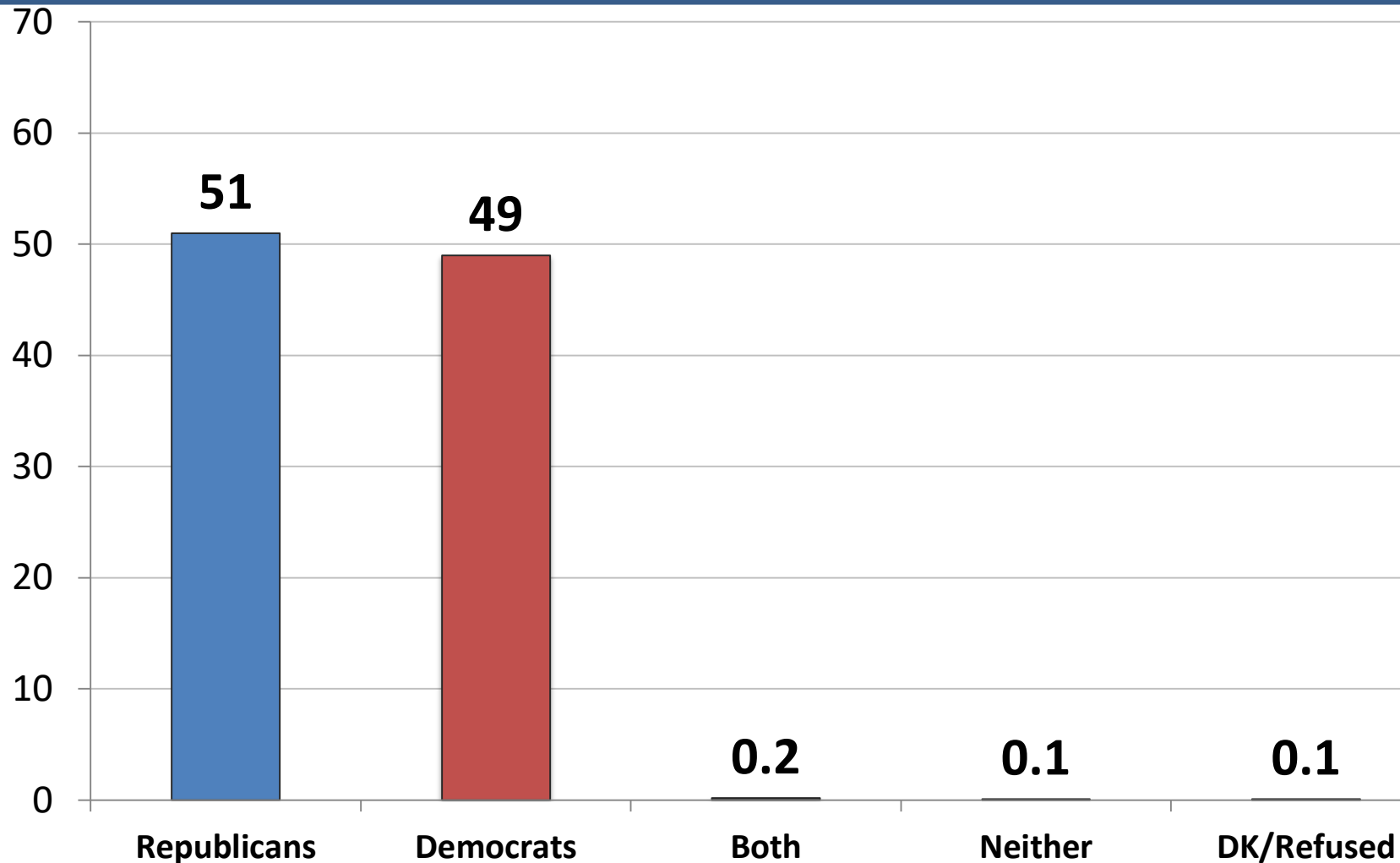
	Right	WT
Vote Early in Person	42	58
Vote Early mail-Absentee/Prov.	27	73
Vote On Election Day	54	46
Vote Trump	70	30
Vote Biden	12	88
Vote Cong. 2020 – GOP	70	30
Vote Cong. 2020 – DEM	13	87
Approve – Trump	70	30
Disapprove – Trump	7	93
Republican	69	31
Democrat	18	82
Independent	35	65
Liberal	24	76
Moderate	29	71
Conservative	65	35
White	47	53
African- American	22	78
Hispanic	34	66
Under 40	44	56
Age: 41-55	42	58
Over 55	37	63
Married	46	54
Single	33	66
Men	47	53
Women	35	65
Live in Urban Area	42	58
Live in Suburban Area	39	62
Live in Rural Area	43	57

# Do you think that the election will be decided honestly, or do you think that there was significant fraud in the election?



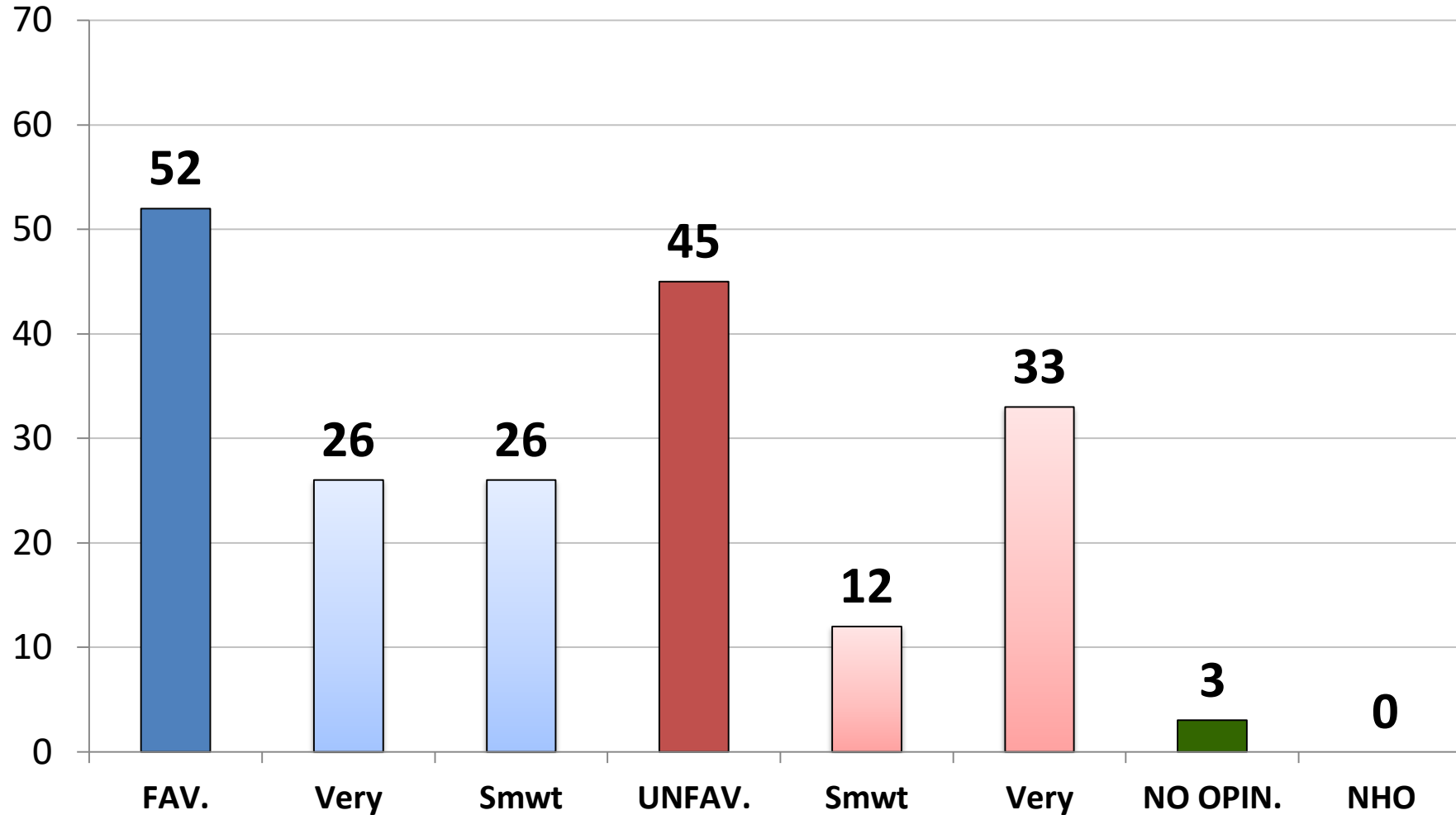
	Honestly	Fraud
Vote Early in Person	61	39
Vote Early mail-Absentee/Prov.	79	20
Vote On Election Day	65	35
Vote Trump	62	38
Vote Biden	78	22
Vote Cong. 2020 – GOP	63	37
Vote Cong. 2020 – DEM	77	22
Approve – Trump	65	35
Disapprove – Trump	75	24
Republican	62	37
Democrat	80	20
Independent	65	34
Liberal	82	17
Moderate	70	29
Conservative	61	39
White	69	31
African- American	73	27
Hispanic	75	25
Under 40	70	30
Age: 41-55	67	32
Over 55	71	29
Married	69	30
Single	73	27
Men	75	25
Women	65	34
Live in Urban Area	74	27
Live in Suburban Area	70	28
Live in Rural Area	62	38

# Who do you blame most for the election fraud



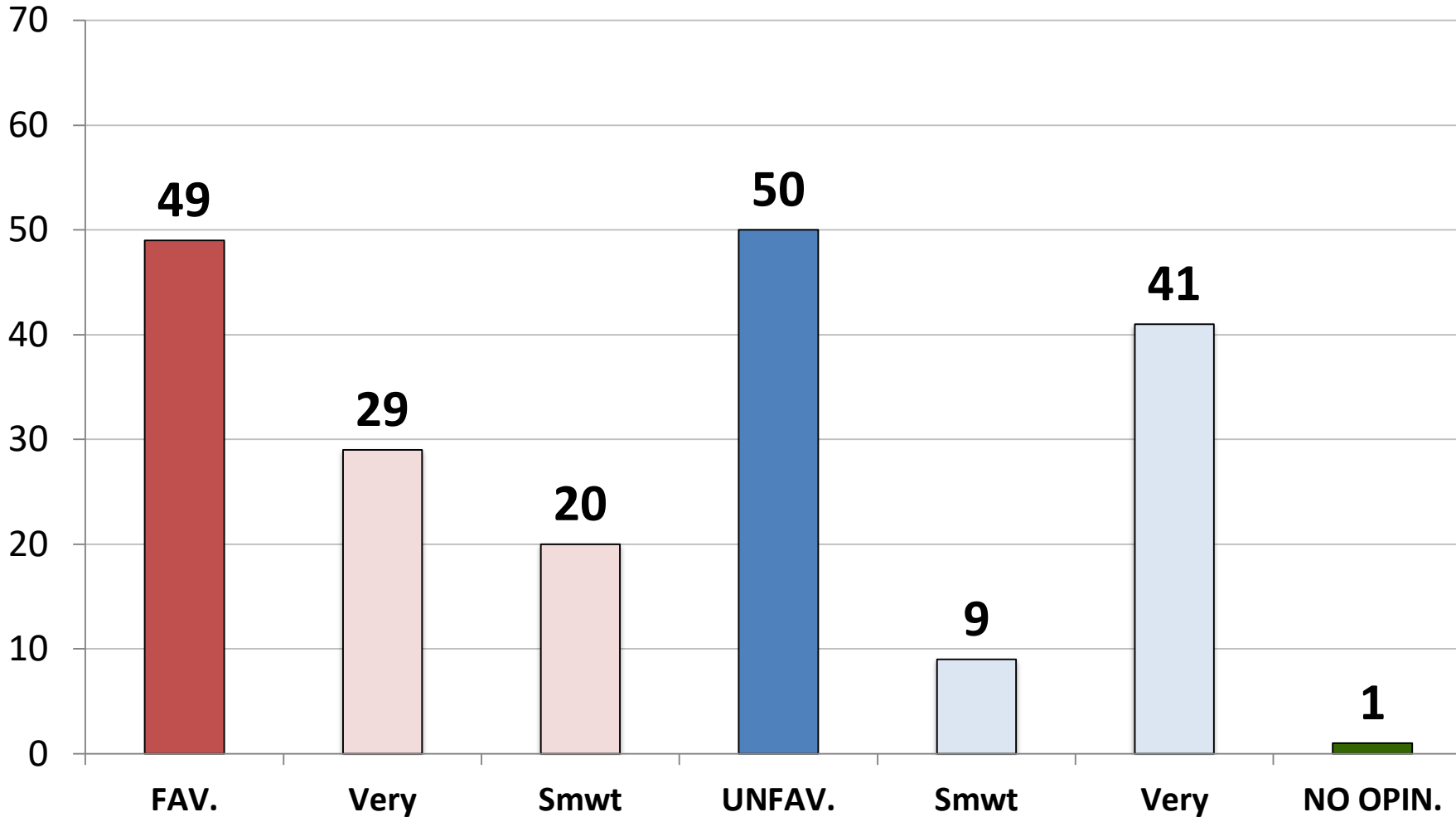
	GOP	DEM
Vote Early in Person	53	47
Vote Early mail-Absentee/Prov.	60	40
Vote On Election Day	40	60
Vote Trump	21	79
Vote Biden	80	20
Vote Cong. 2020 – GOP	25	74
Vote Cong. 2020 – DEM	77	23
Approve – Trump	23	77
Disapprove – Trump	82	18
Republican	29	71
Democrat	73	27
Independent	49	51
Liberal	79	21
Moderate	58	41
Conservative	24	76
White	44	56
African- American	67	32
Hispanic	63	37
Under 40	59	41
Age: 41-55	48	51
Over 55	46	54
Married	47	53
Single	61	39
Men	51	49
Women	50	49
Live in Urban Area	58	42
Live in Suburban Area	50	50
Live in Rural Area	42	57

# Opinion: *Joe Biden*



	Fav.	Unfav.
Vote Early in Person	52	46
Vote Early mail-Absentee/Prov.	60	38
Vote On Election Day	42	54
Vote Trump	16	81
Vote Biden	87	11
Vote Cong. 2020 – GOP	19	78
Vote Cong. 2020 – DEM	86	11
Approve – Trump	21	75
Disapprove – Trump	86	12
Republican	21	77
Democrat	86	13
Independent	45	50
Liberal	87	12
Moderate	59	36
Conservative	20	79
White	42	55
African- American	83	14
Hispanic	66	30
Under 40	62	35
Age: 41-55	46	50
Over 55	47	51
Married	49	49
Single	60	36
Men	51	47
Women	53	44
Live in Urban Area	64	34
Live in Suburban Area	50	46
Live in Rural Area	37	60

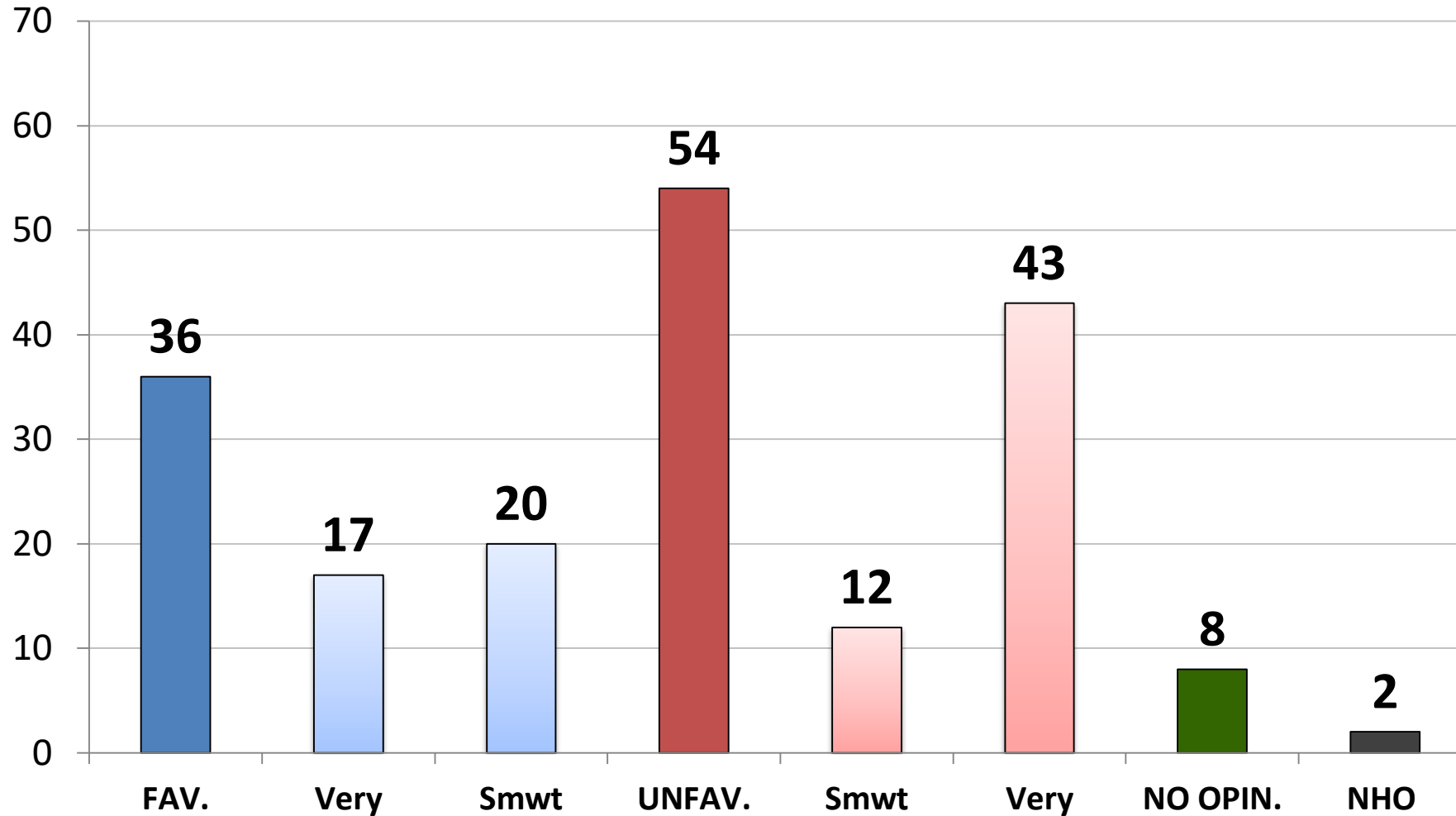
# Opinion: *Donald Trump*



	Fav.	Unfav.
Vote Early in Person	51	48
Vote Early mail-Absentee/Prov.	33	66
Vote On Election Day	65	34
Vote Trump	89	10
Vote Biden	10	89
Vote Cong. 2020 – GOP	86	13
Vote Cong. 2020 – DEM	12	87
Approve – Trump	88	11
Disapprove – Trump	4	95
Republican	84	15
Democrat	17	82
Independent	47	52
Liberal	24	75
Moderate	34	64
Conservative	82	18
White	56	43
African- American	26	73
Hispanic	42	58
Under 40	48	50
Age: 41-55	54	46
Over 55	46	53
Married	54	45
Single	39	60
Men	51	48
Women	47	52
Live in Urban Area	46	53
Live in Suburban Area	48	51
Live in Rural Area	53	46

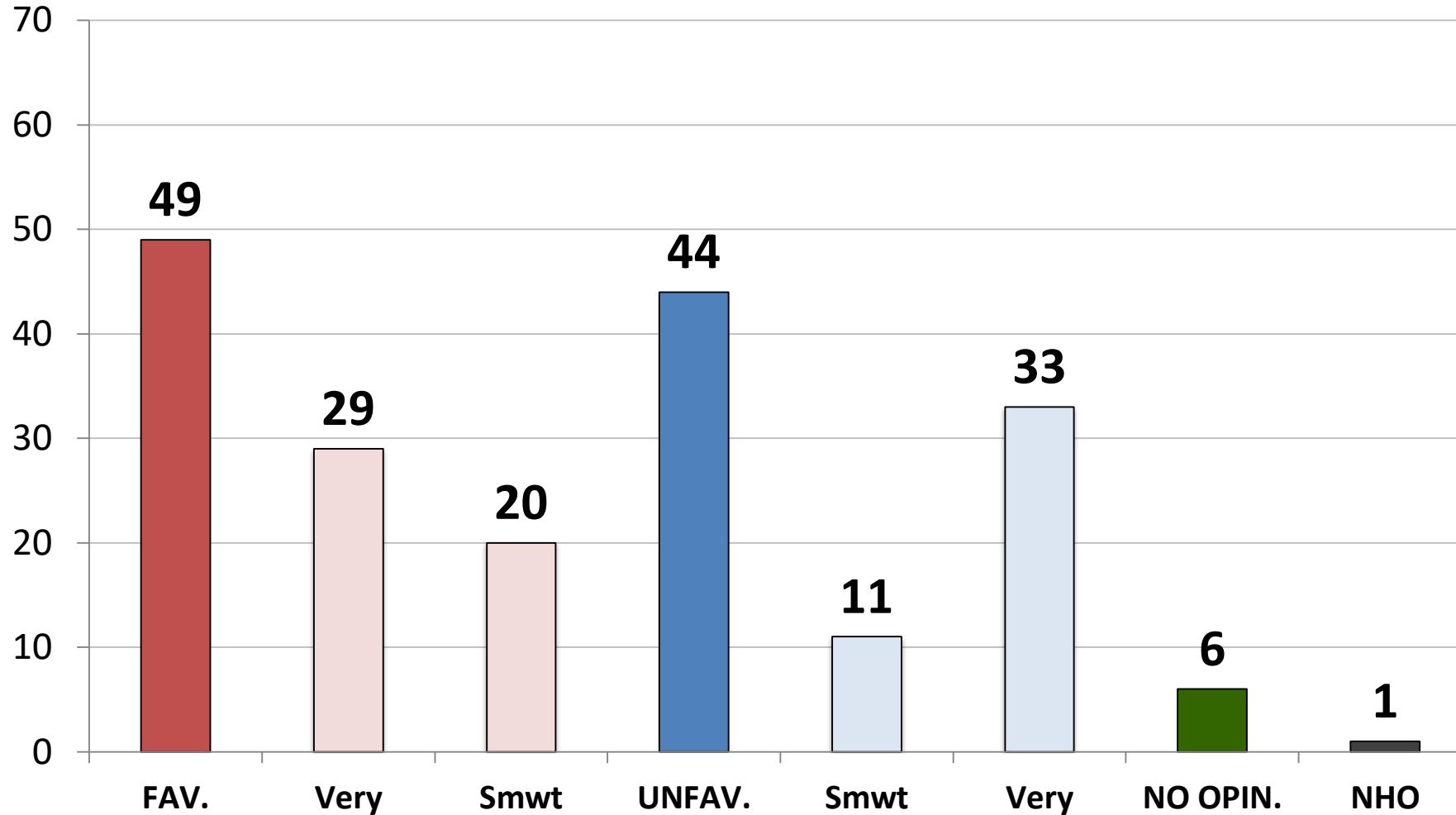


# Opinion: *Nancy Pelosi*



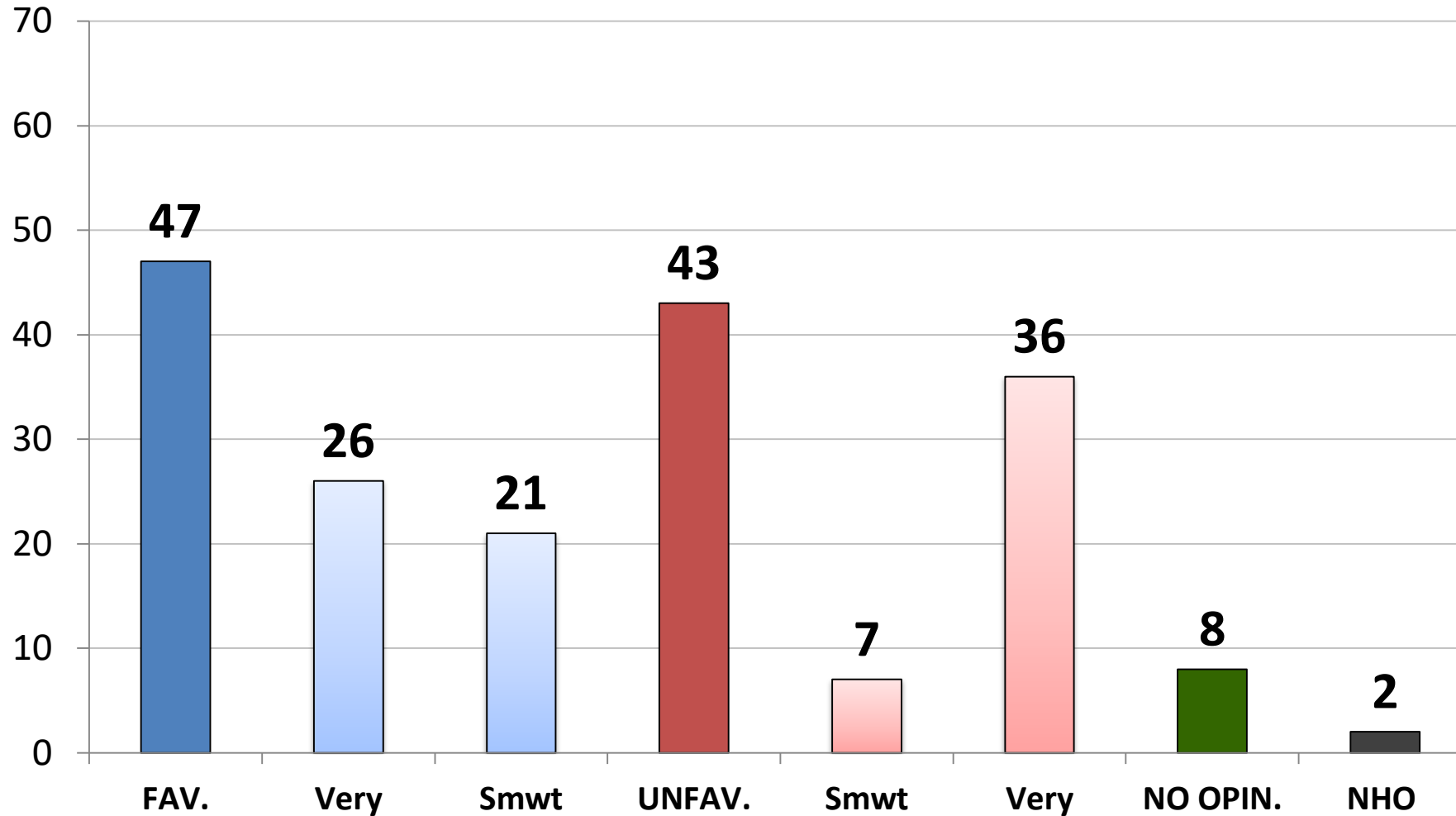
	Fav.	Unfav.
Vote Early in Person	39	52
Vote Early mail-Absentee/Prov.	42	50
Vote On Election Day	28	60
Vote Trump	13	82
Vote Biden	60	27
Vote Cong. 2020 – GOP	14	81
Vote Cong. 2020 – DEM	60	26
Approve – Trump	18	77
Disapprove – Trump	57	29
Republican	16	79
Democrat	62	24
Independent	27	63
Liberal	73	20
Moderate	34	51
Conservative	14	81
White	29	63
African- American	63	27
Hispanic	40	44
Under 40	43	37
Age: 41-55	31	61
Over 55	34	62
Married	35	60
Single	40	42
Men	36	58
Women	37	50
Live in Urban Area	49	42
Live in Suburban Area	32	58
Live in Rural Area	27	62

# Opinion: *Mike Pence*



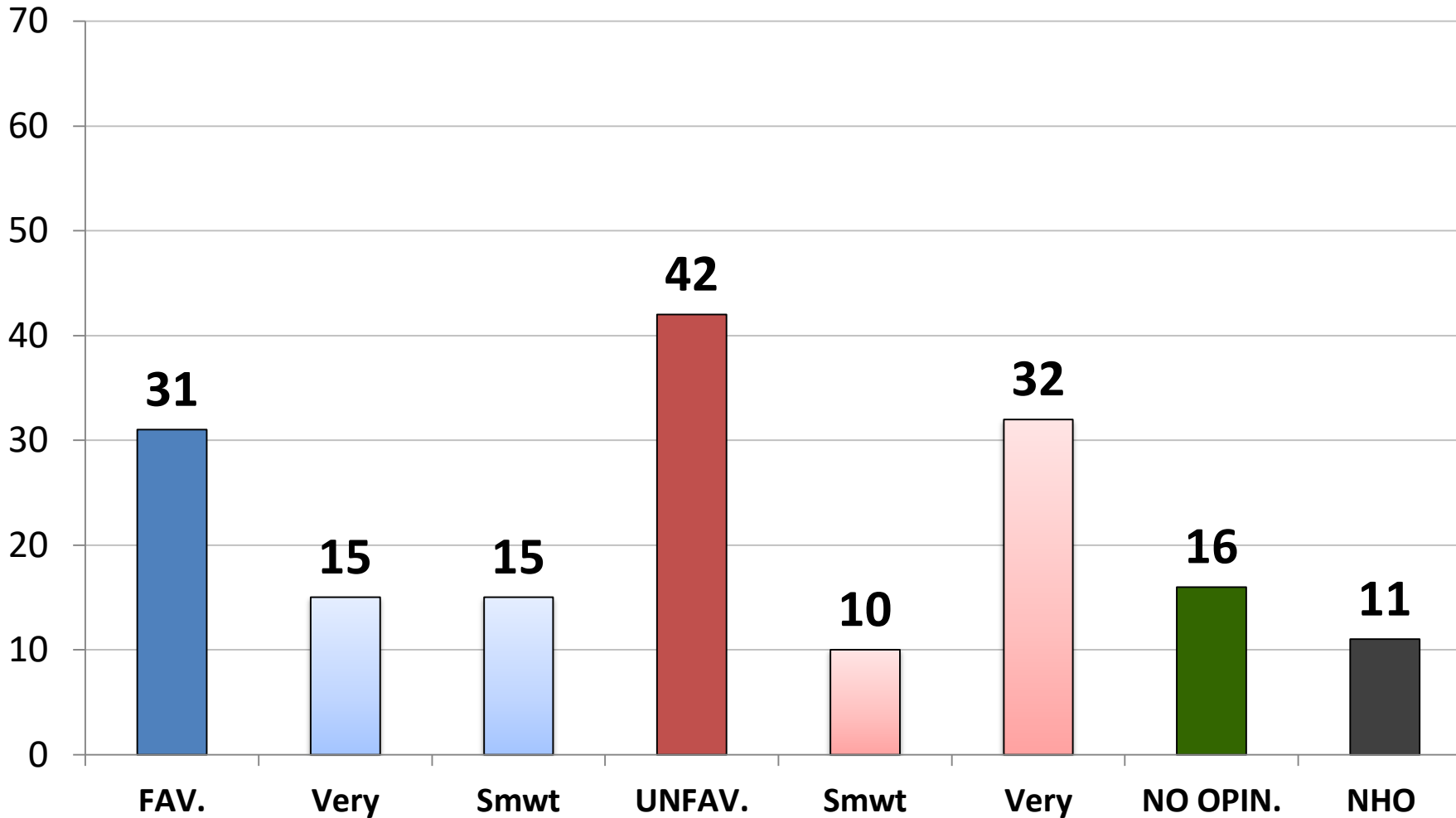
	Fav.	Unfav.
Vote Early in Person	51	43
Vote Early mail-Absentee/Prov.	37	57
Vote On Election Day	62	29
Vote Trump	86	8
Vote Biden	15	78
Vote Cong. 2020 – GOP	85	9
Vote Cong. 2020 – DEM	15	77
Approve – Trump	84	11
Disapprove – Trump	11	80
Republican	82	13
Democrat	20	73
Independent	48	43
Liberal	24	72
Moderate	34	55
Conservative	83	12
White	57	36
African- American	25	65
Hispanic	41	52
Under 40	42	46
Age: 41-55	51	42
Over 55	54	43
Married	57	38
Single	35	54
Men	53	42
Women	46	45
Live in Urban Area	45	48
Live in Suburban Area	49	45
Live in Rural Area	56	35

# Opinion: *Kamala Harris*



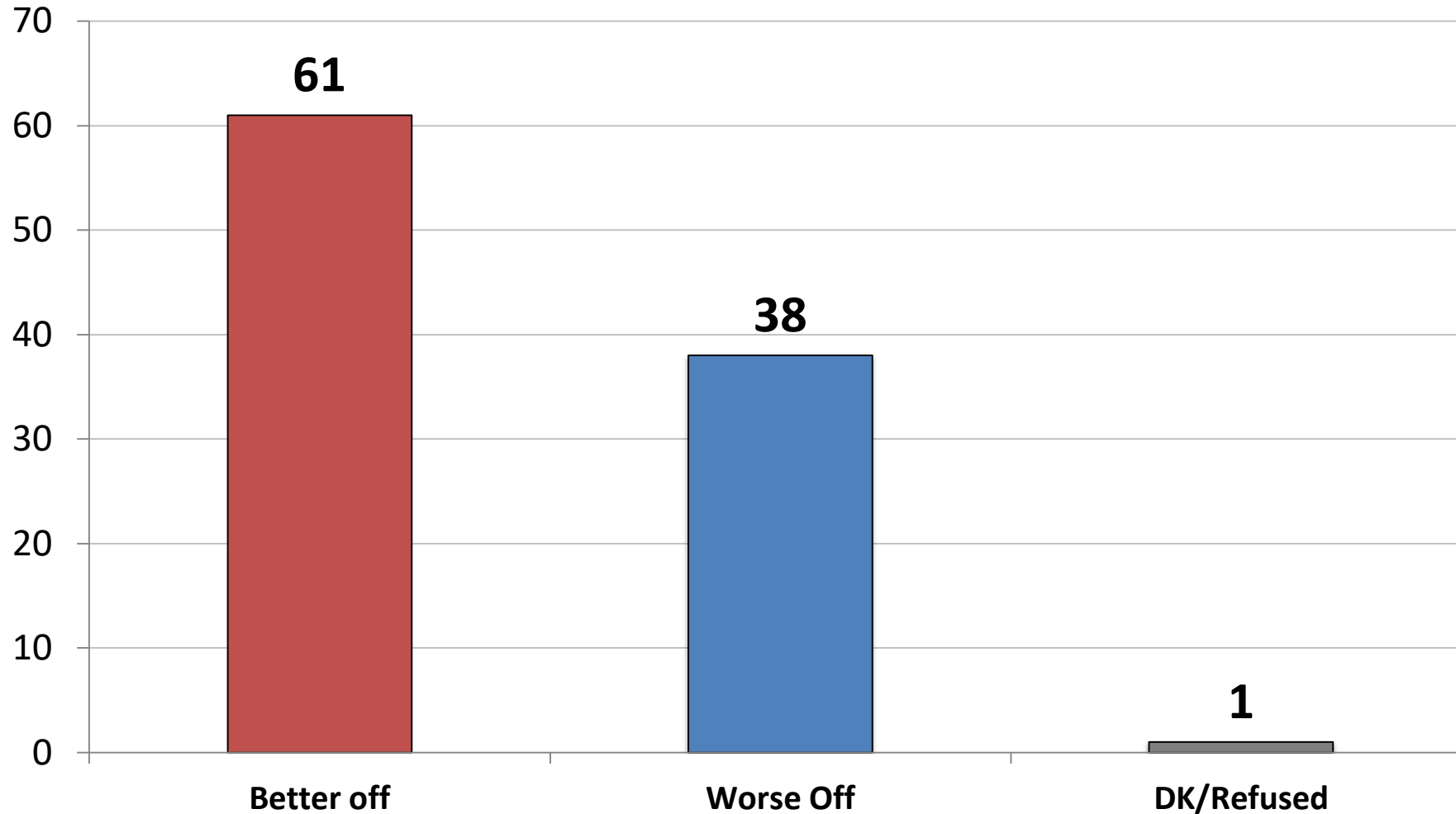
	Fav.	Unfav.
Vote Early in Person	48	47
Vote Early mail-Absentee/Prov.	54	37
Vote On Election Day	37	47
Vote Trump	13	78
Vote Biden	80	9
Vote Cong. 2020 – GOP	16	75
Vote Cong. 2020 – DEM	79	11
Approve – Trump	18	73
Disapprove – Trump	79	10
Republican	19	72
Democrat	78	12
Independent	39	49
Liberal	83	12
Moderate	51	34
Conservative	17	76
White	37	52
African- American	79	15
Hispanic	56	32
Under 40	52	32
Age: 41-55	43	44
Over 55	44	52
Married	43	51
Single	54	30
Men	46	46
Women	47	41
Live in Urban Area	57	35
Live in Suburban Area	46	45
Live in Rural Area	34	51

# Opinion: *Alexandria Ocasio-Cortez*



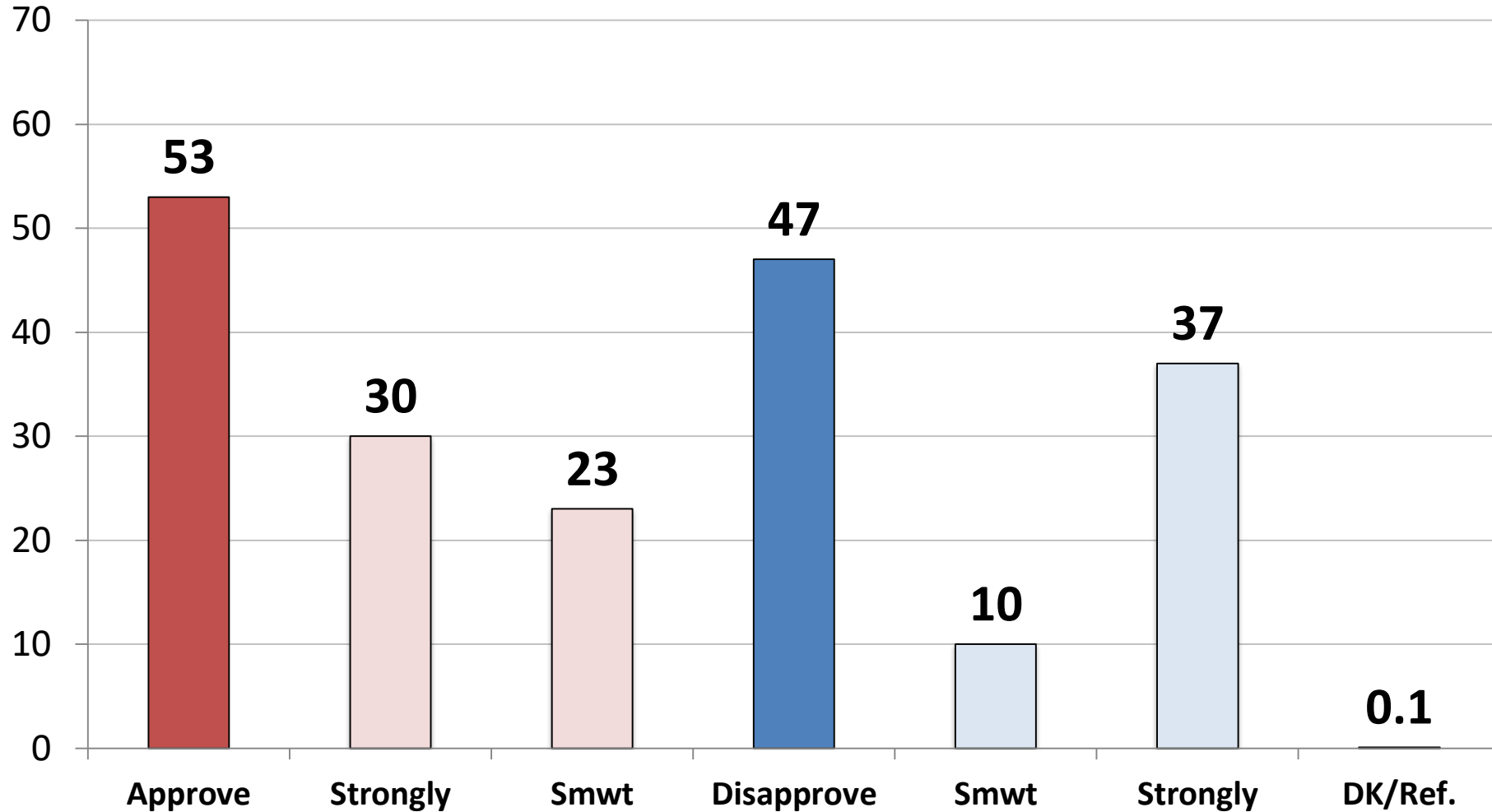
	<u>Fav.</u>	<u>Unfav.</u>
Vote Early in Person	28	51
Vote Early mail-Absentee/Prov.	37	36
Vote On Election Day	26	43
Vote Trump	15	63
Vote Biden	47	22
Vote Cong. 2020 – GOP	16	63
Vote Cong. 2020 – DEM	48	21
Approve – Trump	18	61
Disapprove – Trump	45	21
Republican	18	61
Democrat	48	21
Independent	24	47
Liberal	64	14
Moderate	25	38
Conservative	14	66
White	25	48
African- American	44	21
Hispanic	36	36
Under 40	38	27
Age: 41-55	28	46
Over 55	27	51
Married	29	48
Single	36	31
Men	35	46
Women	27	38
Live in Urban Area	43	32
Live in Suburban Area	27	48
Live in Rural Area	20	43

# Would you say you are better off now than you were four years ago, or are worse off now?



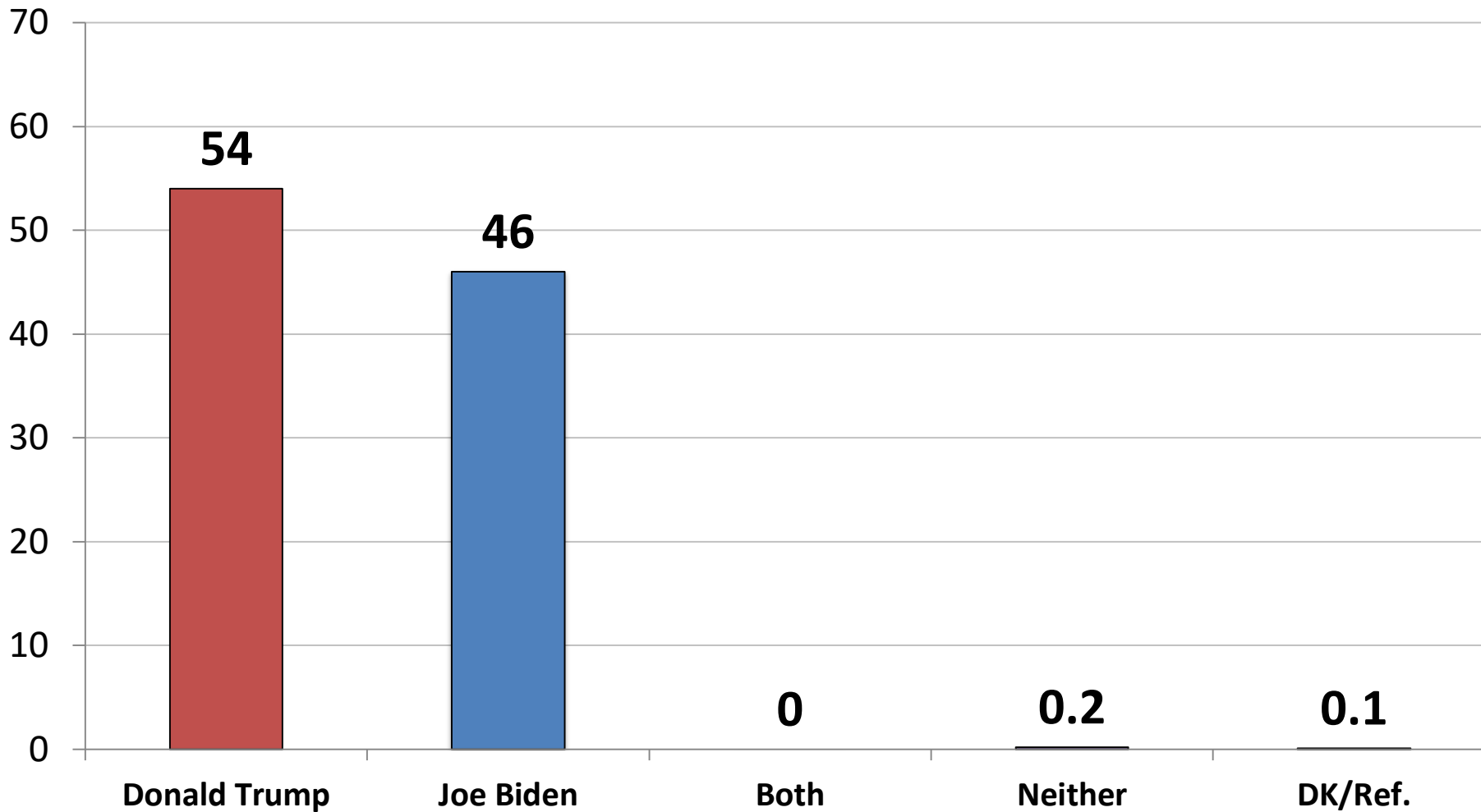
	<b>Btr</b>	<b>Wrs</b>
Vote Early in Person	62	38
Vote Early mail-Absentee/Prov.	54	45
Vote On Election Day	69	31
Vote Trump	85	15
Vote Biden	39	60
Vote Cong. 2020 – GOP	84	16
Vote Cong. 2020 – DEM	40	59
Approve – Trump	84	16
Disapprove – Trump	35	64
Republican	82	18
Democrat	43	56
Independent	60	39
Liberal	45	53
Moderate	55	44
Conservative	79	21
White	66	34
African- American	45	54
Hispanic	63	37
Under 40	61	39
Age: 41-55	60	40
Over 55	62	37
Married	68	31
Single	53	47
Men	67	33
Women	56	43
Live in Urban Area	58	42
Live in Suburban Area	61	38
Live in Rural Area	66	33

# Job Rating: *Donald Trump*



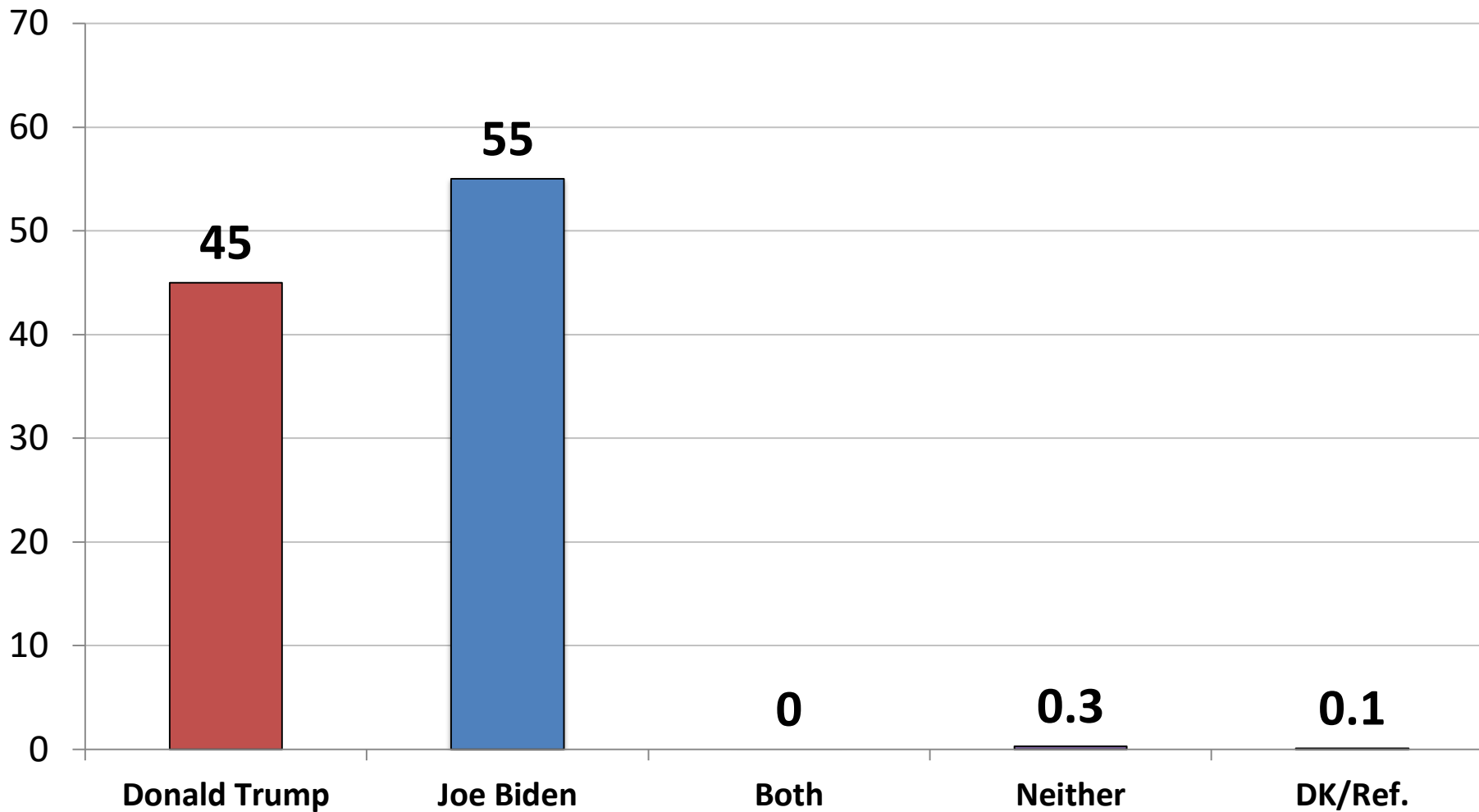
	<u>App.</u>	<u>Disapp.</u>
Vote Early in Person	53	47
Vote Early mail-Absentee/Prov.	38	62
Vote On Election Day	69	30
Vote Trump	95	5
Vote Biden	13	87
Vote Cong. 2020 – GOP	91	9
Vote Cong. 2020 – DEM	15	85
Approve – Trump	100	0
Disapprove – Trump	0	100
Republican	88	12
Democrat	19	82
Independent	55	45
Liberal	29	71
Moderate	39	61
Conservative	84	16
White	61	39
African- American	27	73
Hispanic	48	52
Under 40	52	47
Age: 41-55	57	43
Over 55	51	50
Married	59	41
Single	42	58
Men	57	43
Women	49	51
Live in Urban Area	50	49
Live in Suburban Area	52	49
Live in Rural Area	60	41

# Who would do a better job: *Rebuilding the economy*



	DJT	JB
Vote Early in Person	51	49
Vote Early mail-Absentee/Prov.	41	59
Vote On Election Day	70	30
Vote Trump	98	2
Vote Biden	12	88
Vote Cong. 2020 – GOP	93	7
Vote Cong. 2020 – DEM	15	85
Approve – Trump	90	10
Disapprove – Trump	13	86
Republican	92	8
Democrat	15	85
Independent	58	42
Liberal	20	80
Moderate	44	56
Conservative	88	12
White	64	36
African- American	24	76
Hispanic	39	61
Under 40	49	52
Age: 41-55	58	42
Over 55	55	44
Married	61	39
Single	41	59
Men	59	41
Women	49	51
Live in Urban Area	49	51
Live in Suburban Area	53	47
Live in Rural Area	63	37

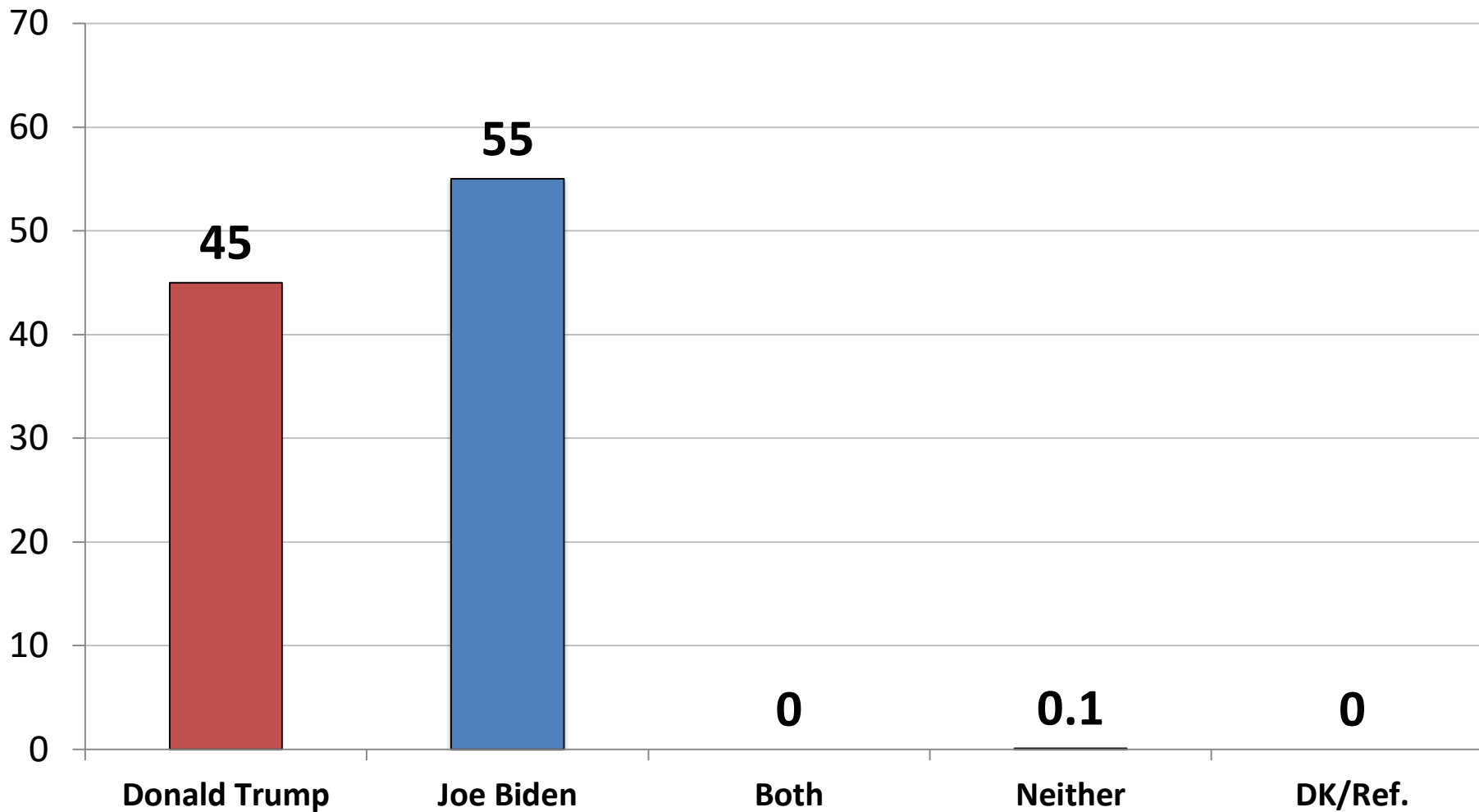
# Who would do a better job: *Uniting America and improving race relations*



	DJT	JB
Vote Early in Person	46	55
Vote Early mail-Absentee/Prov.	32	68
Vote On Election Day	59	40
Vote Trump	87	13
Vote Biden	5	95
Vote Cong. 2020 – GOP	82	17
Vote Cong. 2020 – DEM	9	91
Approve – Trump	80	20
Disapprove – Trump	6	93
Republican	80	19
Democrat	13	87
Independent	43	56
Liberal	17	83
Moderate	32	68
Conservative	79	21
White	54	45
African- American	18	82
Hispanic	35	64
Under 40	44	56
Age: 41-55	49	51
Over 55	43	56
Married	52	48
Single	33	68
Men	46	53
Women	44	56
Live in Urban Area	41	59
Live in Suburban Area	43	57
Live in Rural Area	56	43

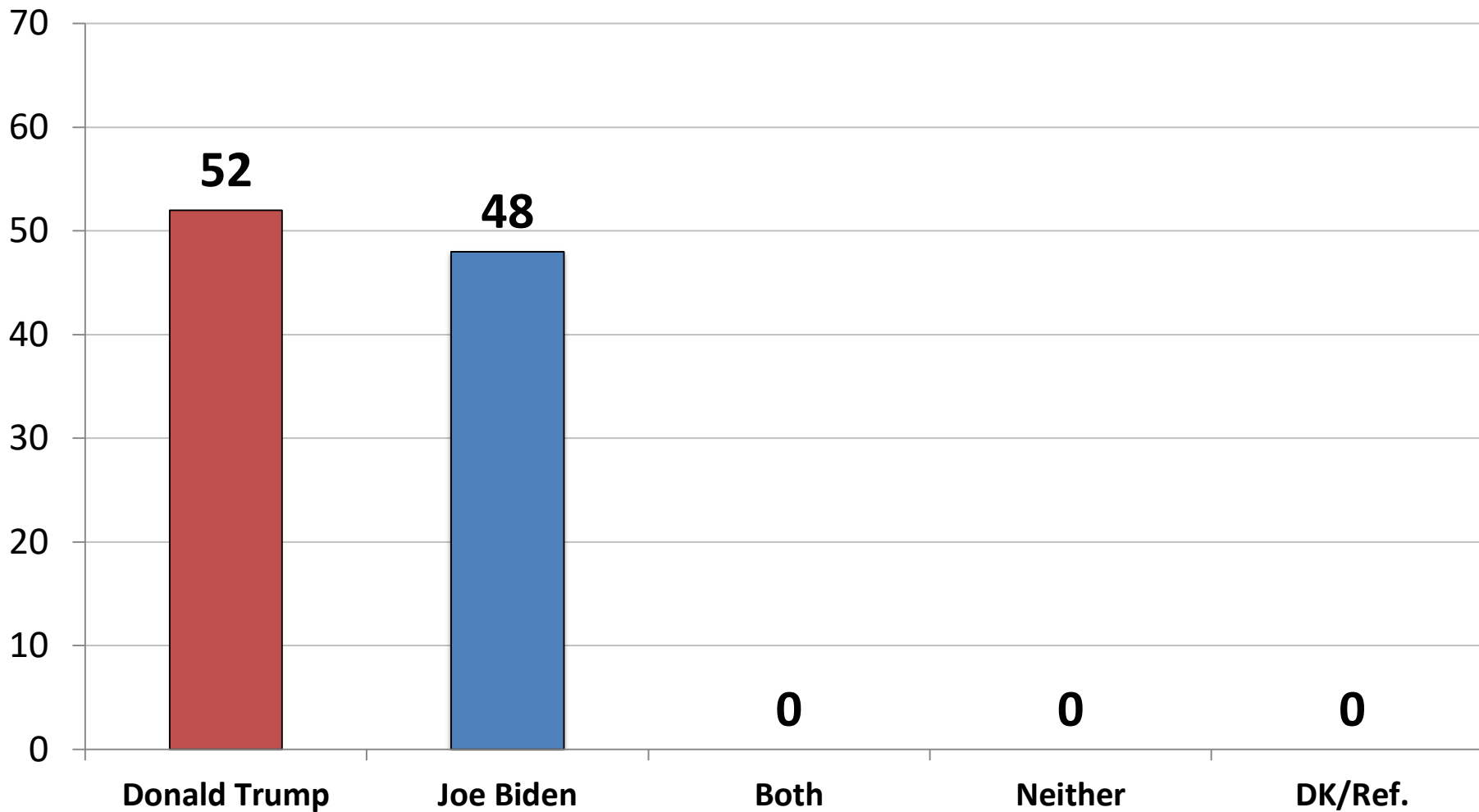


# Who would do a better job: *Dealing with the Coronavirus*



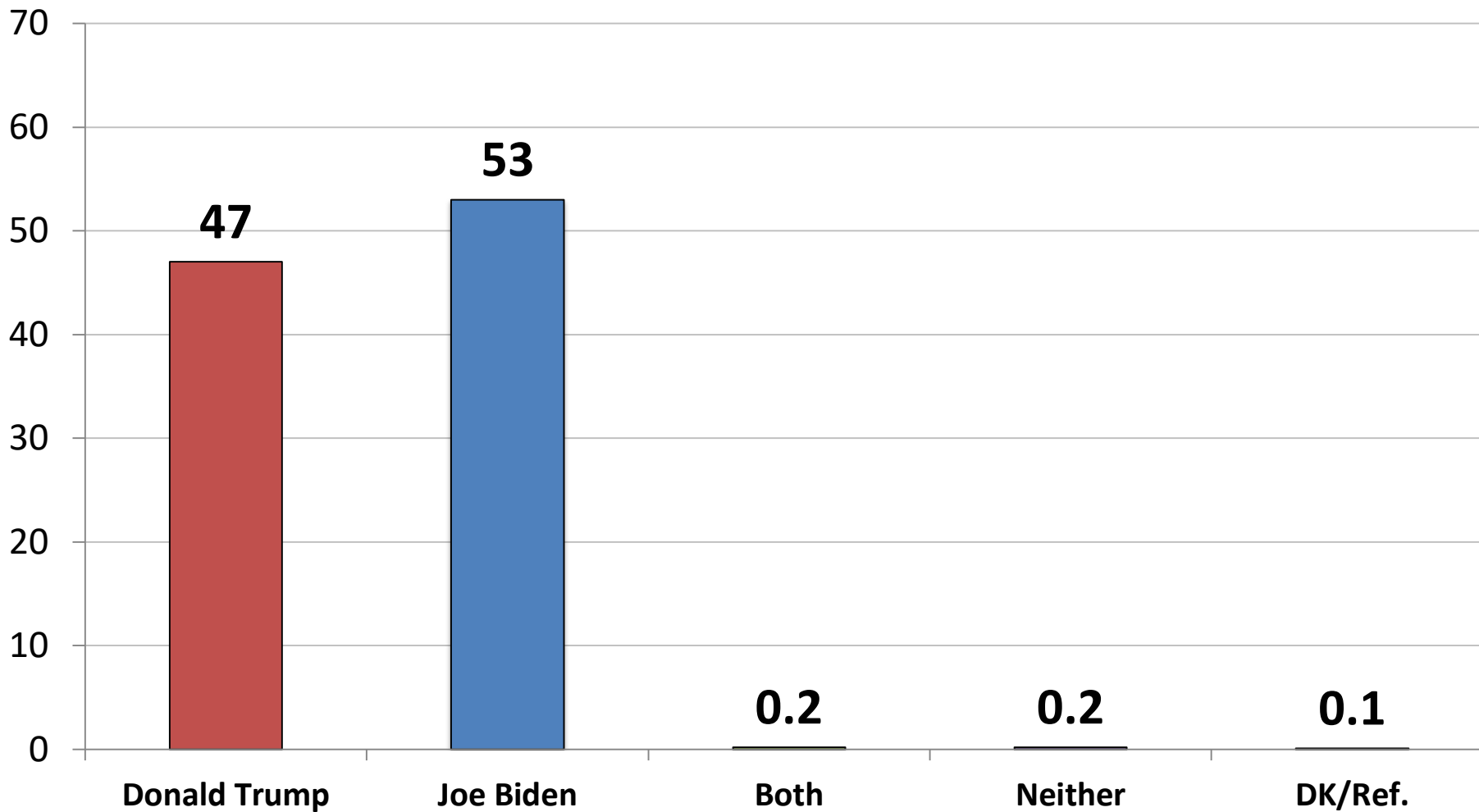
	<b>DJT</b>	<b>JB</b>
Vote Early in Person	47	53
Vote Early mail-Absentee/Prov.	32	68
Vote On Election Day	59	41
Vote Trump	88	13
Vote Biden	4	96
Vote Cong. 2020 – GOP	84	16
Vote Cong. 2020 – DEM	8	92
Approve – Trump	82	18
Disapprove – Trump	4	96
Republican	83	17
Democrat	12	88
Independent	43	57
Liberal	19	81
Moderate	32	68
Conservative	78	22
White	56	44
African- American	17	83
Hispanic	33	67
Under 40	44	56
Age: 41-55	51	49
Over 55	43	57
Married	51	49
Single	36	64
Men	49	51
Women	42	58
Live in Urban Area	41	59
Live in Suburban Area	44	56
Live in Rural Area	54	46

# Who would do a better job: *Restoring law and order*



	<b>DJT</b>	<b>JB</b>
Vote Early in Person	51	49
Vote Early mail-Absentee/Prov.	39	61
Vote On Election Day	68	32
Vote Trump	97	4
Vote Biden	10	91
Vote Cong. 2020 – GOP	92	8
Vote Cong. 2020 – DEM	12	88
Approve – Trump	88	12
Disapprove – Trump	12	88
Republican	91	10
Democrat	12	88
Independent	57	43
Liberal	18	83
Moderate	42	58
Conservative	87	13
White	63	37
African- American	19	81
Hispanic	37	63
Under 40	47	53
Age: 41-55	57	43
Over 55	53	48
Married	59	41
Single	39	61
Men	56	44
Women	49	51
Live in Urban Area	46	55
Live in Suburban Area	52	48
Live in Rural Area	62	38

# Who would do a better job: *Restoring honesty and integrity in Government*



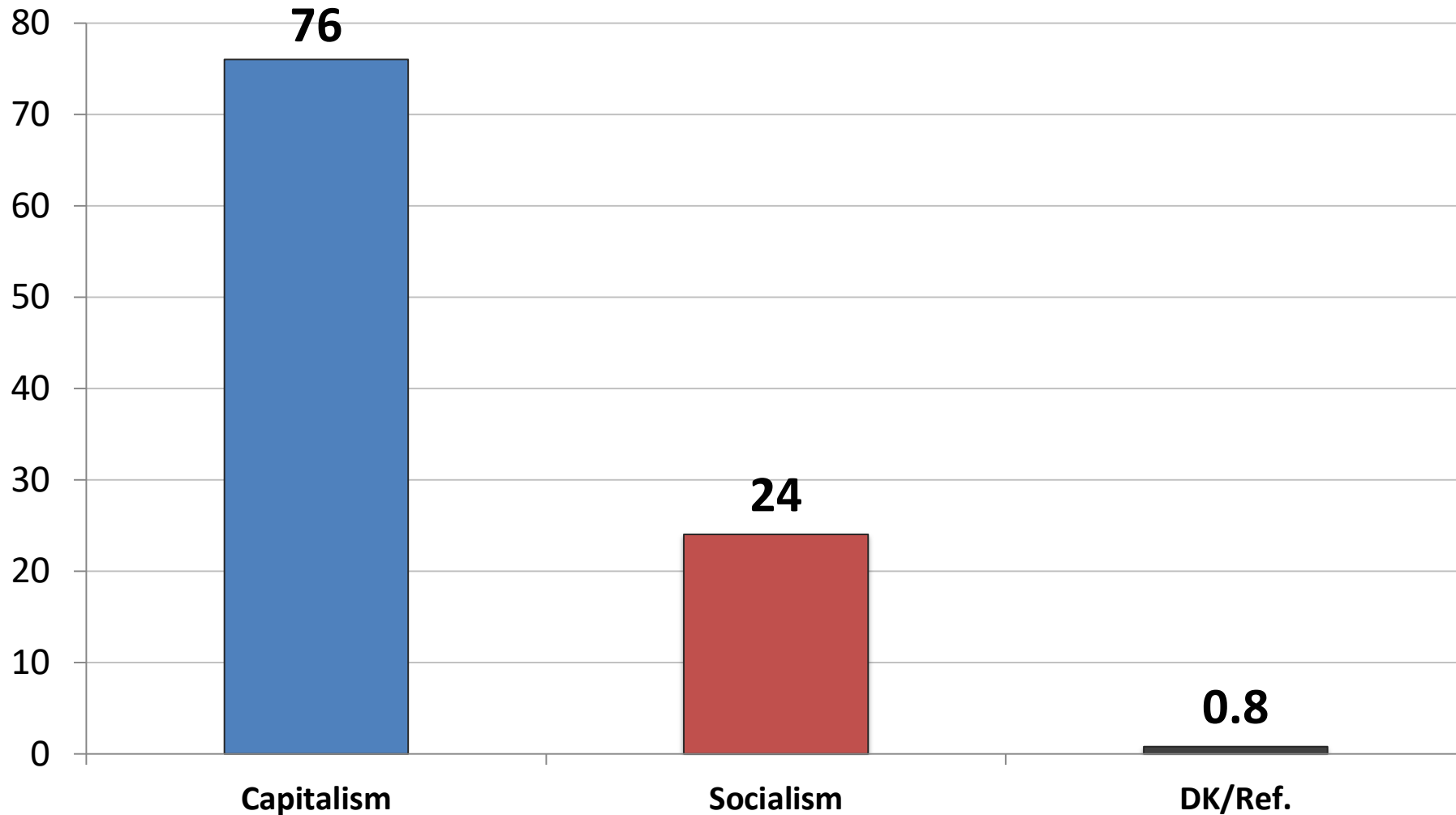
	<u>DJT</u>	<u>JB</u>
Vote Early in Person	47	53
Vote Early mail-Absentee/Prov.	34	65
Vote On Election Day	60	39
Vote Trump	93	7
Vote Biden	3	97
Vote Cong. 2020 – GOP	87	12
Vote Cong. 2020 – DEM	7	93
Approve – Trump	84	16
Disapprove – Trump	5	94
Republican	86	14
Democrat	12	88
Independent	44	54
Liberal	16	84
Moderate	34	65
Conservative	82	17
White	56	43
African- American	20	80
Hispanic	33	66
Under 40	41	58
Age: 41-55	51	50
Over 55	49	51
Married	53	46
Single	34	66
Men	50	50
Women	44	55
Live in Urban Area	44	56
Live in Suburban Area	45	55
Live in Rural Area	56	42

All things being equal, do you prefer:

1. *Free Market Capitalism*

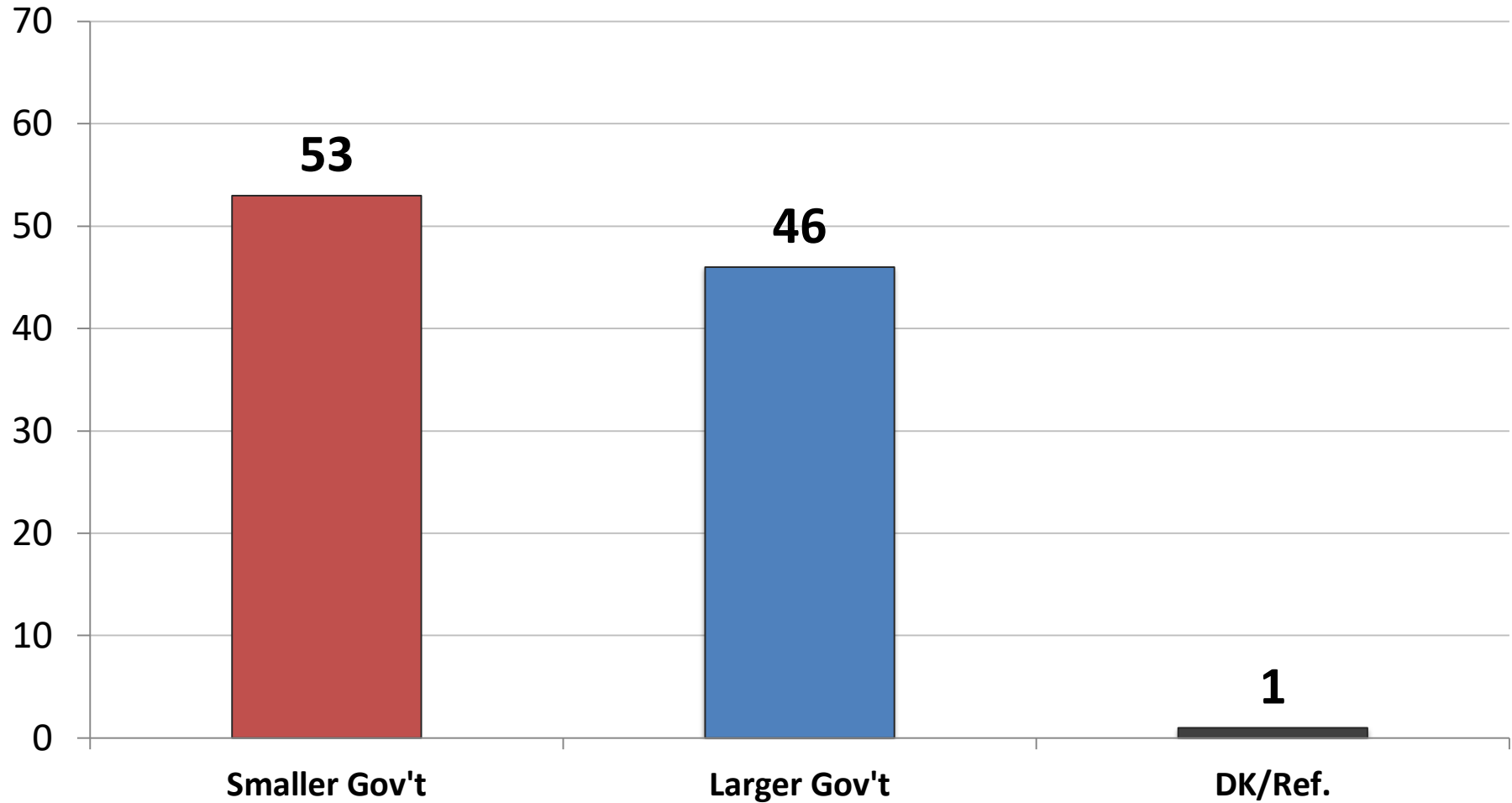
or.

2. *Big Government Socialism*



	<u>C</u>	<u>S</u>
Vote Early in Person	77	23
Vote Early mail-Absentee/Prov.	79	19
Vote On Election Day	71	29
Vote Trump	85	15
Vote Biden	67	32
Vote Cong. 2020 – GOP	85	15
Vote Cong. 2020 – DEM	66	33
Approve – Trump	83	17
Disapprove – Trump	68	31
Republican	83	16
Democrat	65	35
Independent	80	18
Liberal	57	42
Moderate	78	21
Conservative	86	14
White	80	19
African- American	64	35
Hispanic	67	33
Under 40	65	35
Age: 41-55	74	26
Over 55	85	14
Married	79	19
Single	68	32
Men	80	20
Women	72	27
Live in Urban Area	68	33
Live in Suburban Area	78	21
Live in Rural Area	81	19

# Would you say you most favor a smaller government with fewer services or a larger government with many services?



	<u>Smaller</u>	<u>Larger</u>
Vote Early in Person	49	50
Vote Early mail-Absentee/Prov.	54	44
Vote On Election Day	54	46
Vote Trump	68	31
Vote Biden	37	61
Vote Cong. 2020 – GOP	69	31
Vote Cong. 2020 – DEM	35	63
Approve – Trump	68	32
Disapprove – Trump	36	63
Republican	65	35
Democrat	37	62
Independent	59	40
Liberal	33	65
Moderate	50	49
Conservative	70	30
White	59	40
African- American	34	65
Hispanic	43	57
Under 40	40	60
Age: 41-55	54	45
Over 55	61	37
Married	59	40
Single	42	58
Men	59	41
Women	47	51
Live in Urban Area	46	53
Live in Suburban Area	56	43
Live in Rural Area	54	45

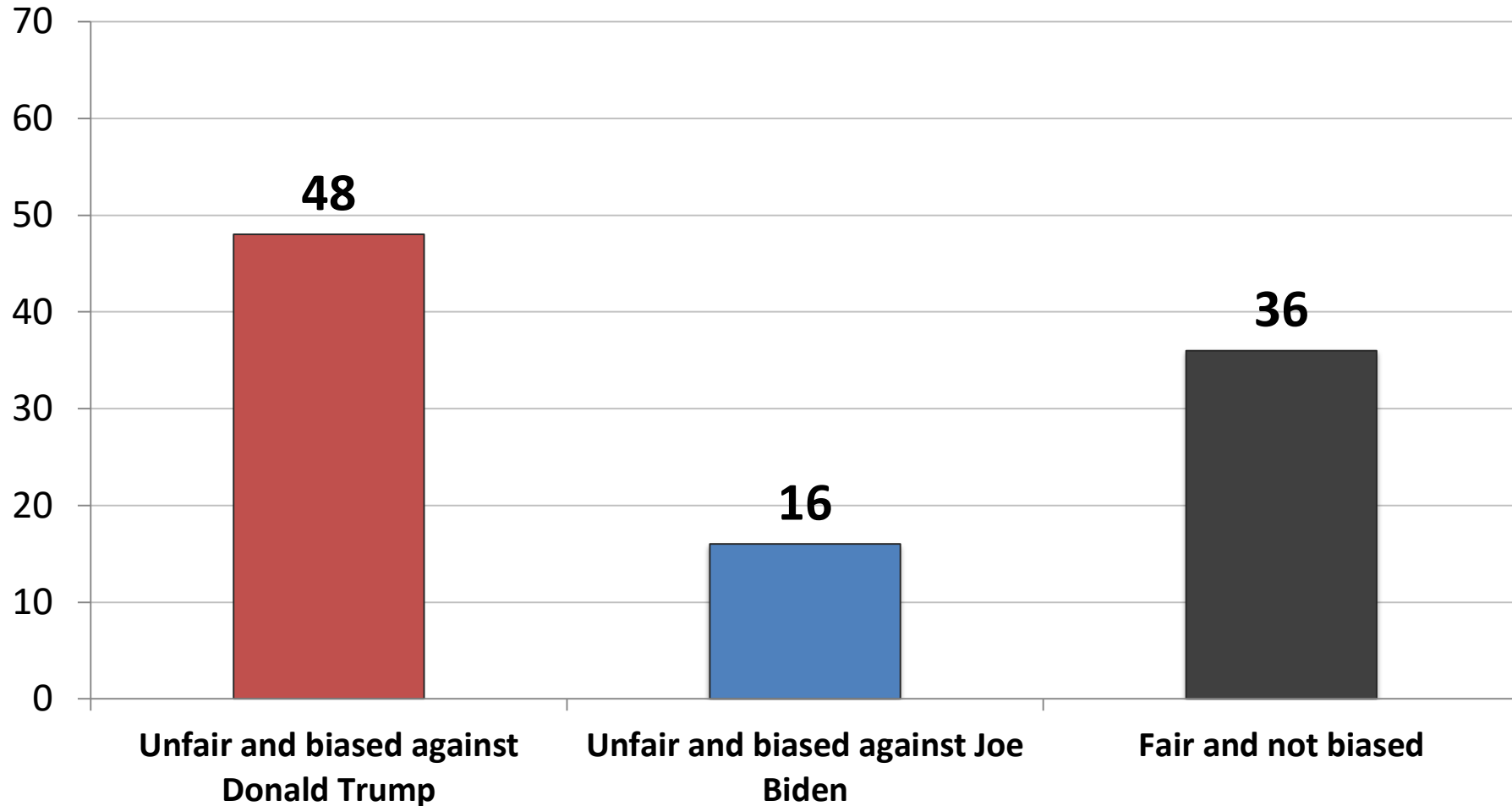
# Now, from the following list, which issue is personally most important to you?

	<u>11/20</u>	<u>Rep</u>	<u>Dem</u>	<u>Ind</u>	<u>Lib</u>	<u>Mod</u>	<u>Cons</u>	<u>Vote Trump</u>	<u>Vote Biden</u>	<u>Men</u>	<u>Women</u>
<b>CORONAVIRUS</b>	<b>33</b>	<b>21</b>	<b>45</b>	<b>33</b>	<b>35</b>	<b>40</b>	<b>25</b>	<b>20</b>	<b>47</b>	<b>33</b>	<b>33</b>
Stop Spread	23	12	30	26	28	26	16	12	34	22	23
Create Vaccine	10	9	14	7	7	14	9	8	13	11	10
<b>SOCIAL</b>	<b>24</b>	<b>20</b>	<b>29</b>	<b>24</b>	<b>40</b>	<b>19</b>	<b>19</b>	<b>20</b>	<b>28</b>	<b>24</b>	<b>24</b>
Reforming Health care	7	6	7	7	11	7	4	6	8	7	7
Race Relations	5	3	7	4	11	2	3	2	6	4	5
Reduce Climate Change	4	1	6	6	8	4	2	2	7	4	4
Abortion	4	4	2	5	1	3	5	5	2	2	5
Protect Medicare	3	4	4	2	6	2	4	4	3	4	3
Improving Education	2	2	3	1	3	2	1	2	2	3	1
<b>ECONOMIC</b>	<b>23</b>	<b>34</b>	<b>14</b>	<b>23</b>	<b>11</b>	<b>22</b>	<b>33</b>	<b>33</b>	<b>14</b>	<b>23</b>	<b>23</b>
Improve Economy	15	24	8	13	7	13	22	22	8	16	13
Create Jobs	5	7	4	5	2	5	7	7	3	4	6
Reduce Gov't Waste	3	3	2	5	2	4	3	4	2	3	3
<b>SEUCRITY</b>	<b>13</b>	<b>19</b>	<b>7</b>	<b>14</b>	<b>8</b>	<b>12</b>	<b>18</b>	<b>22</b>	<b>5</b>	<b>14</b>	<b>13</b>
Restore Law & Order	6	8	3	6	3	5	8	9	3	6	5
National Security/Terrorism	4	6	2	4	2	3	6	7	1	4	4
Fix Immigration	3	6	1	4	2	4	4	6	1	4	3
<b>HONESTY/INTEGRITY/D.C.</b>	<b>6</b>	<b>6</b>	<b>6</b>	<b>6</b>	<b>7</b>	<b>7</b>	<b>5</b>	<b>6</b>	<b>7</b>	<b>5</b>	<b>7</b>
<b>DK/Refused</b>	<b>0</b>	<b>0</b>	<b>0</b>	<b>0</b>	<b>0</b>	<b>0</b>	<b>0</b>	<b>0</b>	<b>0</b>	<b>0</b>	<b>0</b>

# Current Opinion of the U.S. Economy

	<b>11/20</b>	<b>Rep</b>	<b>Dem</b>	<b>Ind</b>	<b>Lib</b>	<b>Mod</b>	<b>Con</b>	<b>Vote Trump</b>	<b>Vote Biden</b>	<b>Men</b>	<b>Women</b>
<b>NOT RECESSION</b>	<b>41</b>	<b>48</b>	<b>31</b>	<b>45</b>	<b>31</b>	<b>36</b>	<b>53</b>	<b>52</b>	<b>31</b>	<b>46</b>	<b>37</b>
Getting Better	20	33	6	22	8	12	37	36	4	25	16
Getting Worse	21	15	25	23	23	24	17	15	26	21	21
<b>RECESSION</b>	<b>59</b>	<b>52</b>	<b>69</b>	<b>55</b>	<b>69</b>	<b>64</b>	<b>47</b>	<b>48</b>	<b>69</b>	<b>54</b>	<b>63</b>
Getting Better	28	37	20	29	18	29	34	38	19	27	29
Getting Worse	31	14	49	26	51	35	12	10	51	27	34
<b>D.K./REFUSED</b>	<b>0</b>	<b>0</b>	<b>0</b>	<b>0</b>	<b>0</b>	<b>0</b>	<b>0</b>	<b>0</b>	<b>0</b>	<b>0</b>	<b>0</b>
<b>GETTING BETTER</b>	<b>48</b>	<b>71</b>	<b>26</b>	<b>51</b>	<b>27</b>	<b>42</b>	<b>71</b>	<b>75</b>	<b>23</b>	<b>52</b>	<b>45</b>
<b>GETTING WORSE</b>	<b>52</b>	<b>29</b>	<b>74</b>	<b>49</b>	<b>73</b>	<b>58</b>	<b>29</b>	<b>25</b>	<b>77</b>	<b>48</b>	<b>55</b>
<b>D.K./REFUSED</b>	<b>0</b>	<b>0</b>	<b>0</b>	<b>0</b>	<b>0</b>	<b>0</b>	<b>0</b>	<b>0</b>	<b>0</b>	<b>0</b>	<b>0</b>
<i>Net Diff.</i>	<b>-3</b>	<b>41</b>	<b>-48</b>	<b>1</b>	<b>-47</b>	<b>-17</b>	<b>42</b>	<b>49</b>	<b>-54</b>	<b>5</b>	<b>-10</b>

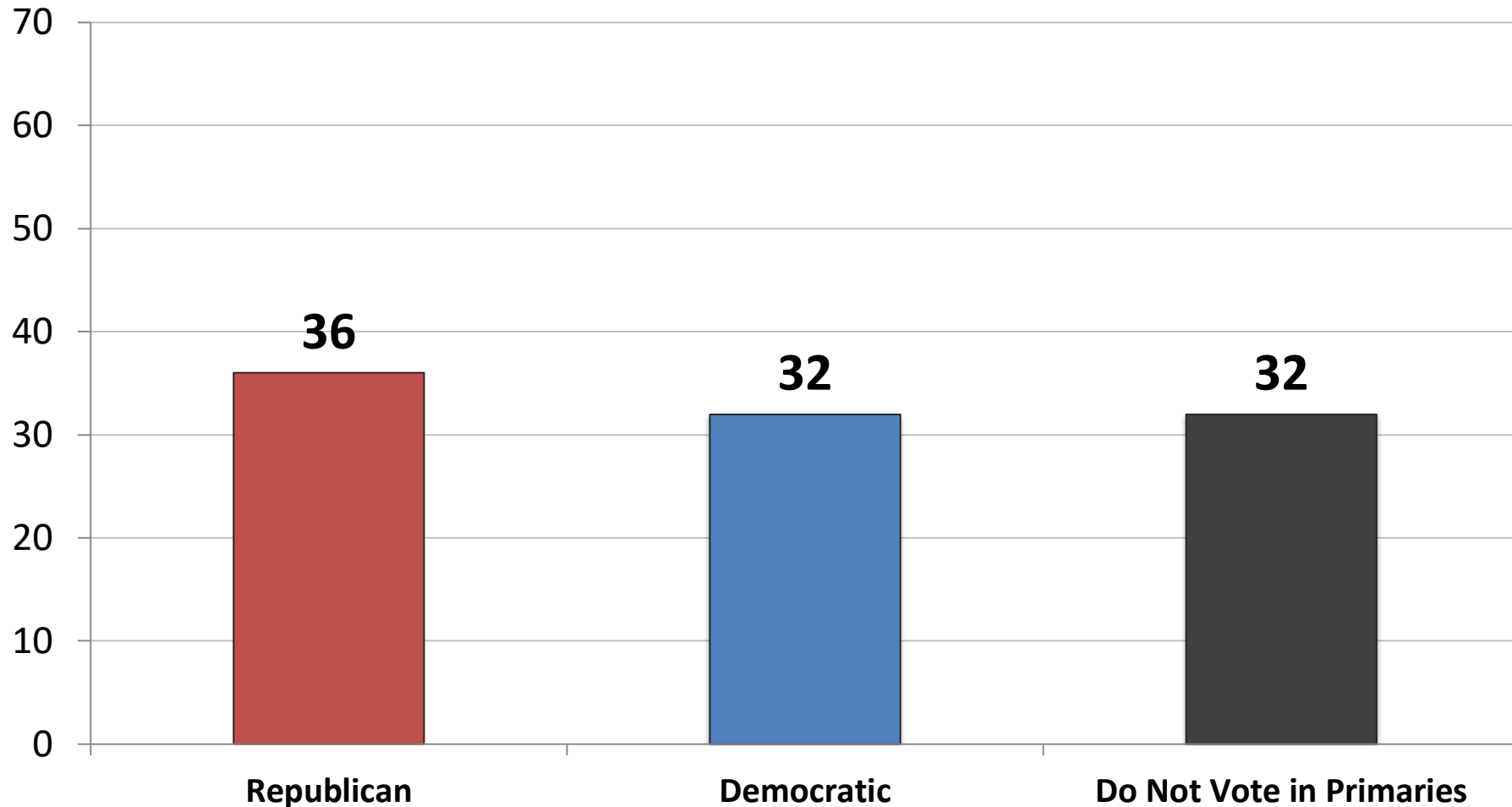
In general, would you say media coverage in the race for President has been:



	<u>Against</u> <u>DJT</u>	<u>Agnst</u> <u>JB</u>
Vote Early in Person	50	17
Vote Early mail-Absentee/Prov.	37	14
Vote On Election Day	58	18
Vote Trump	85	4
Vote Biden	11	28
Vote Cong. 2020 – GOP	83	5
Vote Cong. 2020 – DEM	14	26
Approve – Trump	79	9
Disapprove – Trump	13	23
Republican	80	5
Democrat	16	28
Independent	49	13
Liberal	17	28
Moderate	36	17
Conservative	81	7
White	56	12
African- American	24	25
Hispanic	37	24
Under 40	46	23
Age: 41-55	47	15
Over 55	48	11
Married	52	13
Single	40	19
Men	51	11
Women	44	20
Live in Urban Area	44	18
Live in Suburban Area	47	15
Live in Rural Area	55	16



**INDEPENDENTS ONLY: Thinking ahead to the 2024 primary election for President, in which party's primary are you more likely to vote – the Republican primary or the Democratic primary**



	<u>GOP</u>	<u>DEM</u>
Vote Early in Person	46	36
Vote Early mail-Absentee/Prov.	23	35
Vote On Election Day	45	27
Vote Trump	58	11
Vote Biden	15	54
Vote Cong. 2020 – GOP	67	5
Vote Cong. 2020 – DEM	10	60
Approve – Trump	54	15
Disapprove – Trump	14	52
Republican	0	0
Democrat	0	0
Independent	36	32
Liberal	14	63
Moderate	28	34
Conservative	68	8
White	39	25
African- American	27	51
Hispanic	37	41
Under 40	41	43
Age: 41-55	35	28
Over 55	34	27
Married	38	27
Single	27	40
Men	37	28
Women	35	36
Live in Urban Area	48	26
Live in Suburban Area	30	35
Live in Rural Area	34	31

# 2024 Democratic Primary

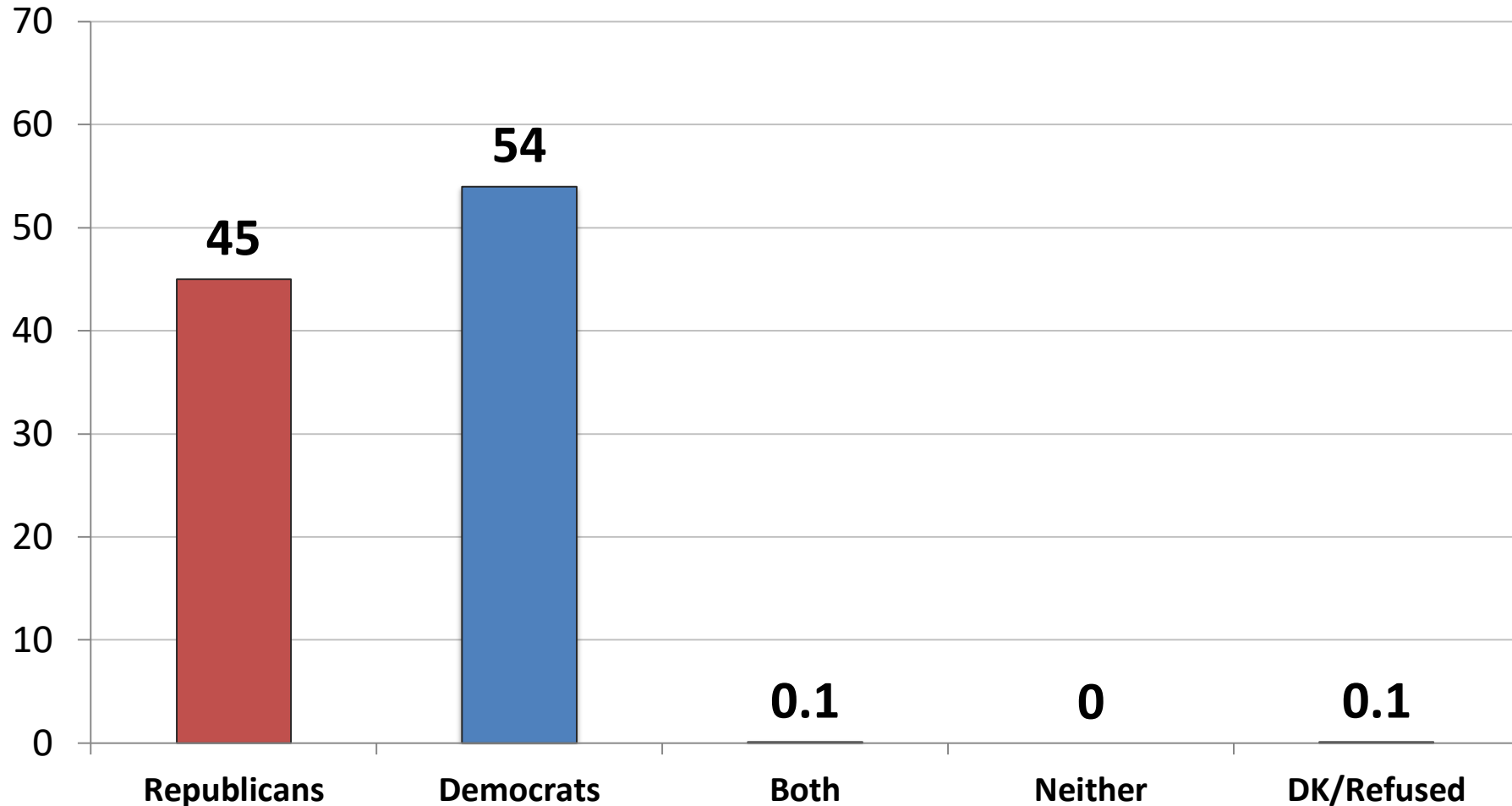
(Democrats and Independents n=461)

	<u>11/20</u>	<u>Dem</u>	<u>Ind</u>	<u>Lib</u>	<u>Mod</u>	<u>Cons</u>	<u>Vote Trump</u>	<u>Vote Biden</u>	<u>Men</u>	<u>Women</u>
Michelle Obama	<b>25</b>	26	18	21	26	31	16	26	18	29
Kamala Harris	<b>18</b>	18	18	21	15	16	4	20	21	16
Pete Buttigieg	<b>8</b>	8	12	8	7	15	8	8	6	10
Andrew Cuomo	<b>8</b>	10	2	8	9	6	6	9	10	7
Alexandria Ocasio-Cortez	<b>6</b>	5	8	10	2	4	0	6	6	6
John Hickenlooper	<b>3</b>	2	5	2	2	8	10	2	5	2
Cory Booker	<b>2</b>	3	0	4	1	0	0	3	2	2
Kirsten Gillibrand	<b>1</b>	1	1	2	0	0	0	1	1	1
Tim Kaine	<b>1</b>	1	0	2	0	0	2	1	1	1
Deval Patrick	<b>1</b>	1	0	1	0	0	1	0	1	0
Undecided	<b>28</b>	26	37	20	37	19	53	25	29	28

## 2024 Republican Primary (Republicans and Independents n=449)

	<u>11/20</u>	<u>Rep</u>	<u>Ind</u>	<u>Lib</u>	<u>Mod</u>	<u>Cons</u>	<u>Vote Trump</u>	<u>Vote Biden</u>	<u>Men</u>	<u>Women</u>
Mike Pence	<b>30</b>	29	31	9	22	36	34	5	26	34
Donald Trump Jr.	<b>20</b>	20	18	43	19	17	23	1	18	22
Nikki Haley	<b>8</b>	8	8	3	9	8	8	5	10	4
Ted Cruz	<b>5</b>	5	6	5	3	6	5	7	5	5
Mitt Romney	<b>5</b>	4	8	7	9	3	2	23	7	3
Marco Rubio	<b>2</b>	2	4	5	1	2	2	4	2	2
John Kasich	<b>2</b>	1	4	1	4	1	1	11	3	1
Tucker Carlson	<b>2</b>	2	2	1	1	2	2	1	1	3
Ron DeSantis	<b>2</b>	1	4	3	3	1	2	2	2	2
Rick Scott	<b>1</b>	1	1	3	2	0	1	4	1	1
Tim Scott	<b>1</b>	1	0	4	0	1	1	2	2	0
Kristi Noem	<b>1</b>	1	0	1	0	1	1	0	1	0
Tom Cotton	<b>1</b>	1	0	2	1	0	1	1	1	0
Undecided	<b>21</b>	23	15	12	26	21	19	36	20	23

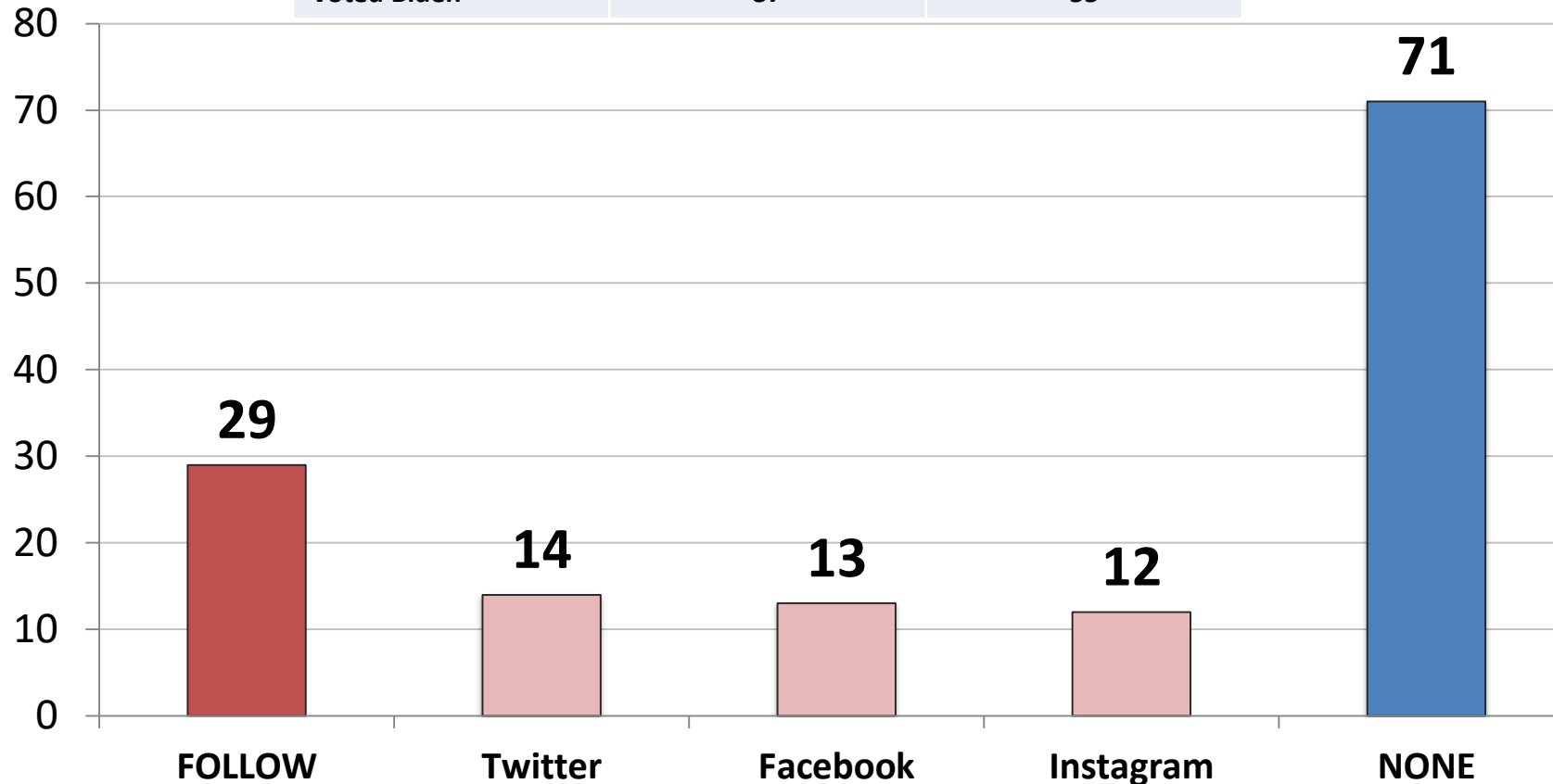
# Who do you blame MOST for Rioting, looting and unrest in our cities



	<u>GOP</u>	<u>DEM</u>
Vote Early in Person	44	56
Vote Early mail-Absentee/Prov.	56	44
Vote On Election Day	35	65
Vote Trump	19	81
Vote Biden	72	28
Vote Cong. 2020 – GOP	22	78
Vote Cong. 2020 – DEM	70	30
Approve – Trump	20	80
Disapprove – Trump	74	26
Republican	26	74
Democrat	63	37
Independent	46	54
Liberal	71	29
Moderate	53	47
Conservative	20	80
White	41	59
African- American	60	39
Hispanic	50	51
Under 40	51	49
Age: 41-55	42	58
Over 55	43	56
Married	41	59
Single	55	45
Men	44	56
Women	47	53
Live in Urban Area	51	49
Live in Suburban Area	44	56
Live in Rural Area	41	59

Do you follow Donald Trump on Twitter, Instagram and/or have you like his page on Facebook, meaning his posts show up on your newsfeed?

	Follow Trump	Don't Follow
Voted Trump	60	44
Voted Biden	37	55



	Follow	None
Vote Early in Person	27	73
Vote Early mail-Absentee/Prov.	16	84
Vote On Election Day	44	56
Vote Trump	36	65
Vote Biden	21	79
Vote Cong. 2020 – GOP	36	64
Vote Cong. 2020 – DEM	22	78
Approve – Trump	40	60
Disapprove – Trump	16	84
Republican	41	59
Democrat	25	75
Independent	19	81
Liberal	34	66
Moderate	24	76
Conservative	30	70
White	28	72
African- American	25	75
Hispanic	41	59
Under 40	50	50
Age: 41-55	30	70
Over 55	12	88
Married	29	71
Single	32	68
Men	32	68
Women	26	74
Live in Urban Area	38	63
Live in Suburban Area	26	74
Live in Rural Area	22	78

## From the following list, which social media networks do you use?

	<u>Total</u>	<u>Rep</u>	<u>Dem</u>	<u>Ind</u>	<u>Lib</u>	<u>Mod</u>	<u>Cons</u>	<u>Vote Trump</u>	<u>Vote Biden</u>	<u>Under 40</u>	<u>41-55</u>	<u>Over 55</u>	<u>Men</u>	<u>Women</u>
Facebook	<b>62</b>	65	61	61	61	64	62	65	60	62	70	58	55	69
YouTube	<b>48</b>	44	51	48	53	50	41	45	51	64	54	32	48	47
Instagram	<b>35</b>	32	39	34	42	37	28	31	39	57	38	16	31	39
Twitter	<b>26</b>	24	26	28	32	29	18	24	28	35	34	14	27	24
Linked-In	<b>19</b>	18	17	23	18	22	16	18	20	18	22	17	24	14
Pinterest	<b>19</b>	19	20	17	20	20	17	20	18	25	20	13	12	25
Snapchat	<b>18</b>	15	20	19	24	20	12	14	21	37	17	4	15	20
TikTok	<b>13</b>	11	16	10	19	13	8	10	16	27	10	4	10	15
WhatsApp	<b>12</b>	11	14	11	15	13	9	10	14	18	11	7	15	9
Reddit	<b>9</b>	8	10	10	15	10	5	7	12	17	11	3	11	8
Tumblr	<b>3</b>	4	3	3	6	3	2	3	4	6	4	1	3	4
Other	<b>1</b>	0	0	2	0	1	0	0	0	0	1	1	0	1
None	<b>17</b>	17	15	21	12	18	21	17	18	4	15	29	21	14

# When it comes to President Trump's rallies, did you...

	<u>Total</u>	<u>Rep</u>	<u>Dem</u>	<u>Ind</u>	<u>Lib</u>	<u>Mod</u>	<u>Cons</u>	<u>Vote Trump</u>	<u>Vote Biden</u>	<u>Under 40</u>	<u>41-55</u>	<u>Over 55</u>	<u>Men</u>	<u>Women</u>
<b>Watch his rallies regularly</b>	<b>13</b>	24	6	9	13	6	22	23	5	18	15	9	17	10
<b>Sometimes watch his rallies</b>	<b>15</b>	23	12	9	14	11	20	22	8	19	16	11	15	15
<b>Watch news reports about his rallies</b>	<b>21</b>	21	20	24	17	24	22	23	20	17	19	26	24	19
<b>Followed his rallies on Social Media</b>	<b>3</b>	5	2	2	3	2	4	4	2	5	3	2	2	4
<b>Rarely followed his rallies</b>	<b>9</b>	7	8	12	5	13	8	11	8	7	12	9	9	9
<b>Never followed his rallies</b>	<b>39</b>	19	52	44	47	46	24	18	58	35	36	43	33	43
<b>DK/Refused</b>	<b>0</b>	0	0	0	0	0	0	0	0	0	0	0	0	0

# 2020 General Election Voter Profile: n= 1,000

## Field Dates 11/2-11/3

<u>Party</u>	<u>Total</u>	<u>Age</u>	<u>Total</u>	<u>Region</u>	<u>TOTAL</u>
Republican	35	18-29	16	East	18
Democrat	37	30-40	16	Midwest	23
Independent	28	41-55	26	South	38
<u>Ideology</u>		56-65	20	West	22
Liberal	24	Over 65	22	<u>Area</u>	
Moderate	40	<u>Race</u>		Urban	30
Conservative	36	White	66	Suburban	47
		African American	13	Rural	21
		Hispanic	14		
		Asian	4		
		<u>Gender</u>			
		Male	47		
		Female	53		



# 2020 General Election Voter Profile: n= 1,000

## Field Dates 11/2-11/3

		<u>Vote Behavior</u>	<u>Total</u>	<u>Marital Status</u>	<u>TOTAL</u>
<b><u>Abortion</u></b>		Democrat	43	Single	31
Pro-Life	49	Tix-Split	17	Married	54
Pro-Choice	51	Republican	39	Separated/Divorced	10
<b><u>Employment</u></b>				Widowed	4
Job – Private	36	<b><u>Religion</u></b>			
Job – Government	9	Protestant	35	<b><u>Born Again</u></b>	
Self-employed	7	Catholic	27	Yes	39
Homemaker	7	Jewish	4	No	61
Student	4	Muslim	2		
Retired	29	Mormon	1	<b><u>Senate Race</u></b>	
Unemployed	9	Eastern Orthodox	1	Democratic Seat	39
		Atheist/Agnostic/Secular	9	Republican Seat	61



# McLaughlin & Associates

## **New York Office**

566 South Route 303

Blauvelt, NY 10913

845-365-2000

## **D.C./Virginia Office**

919 Prince Street

Alexandria, VA 22314

703-518-4445

[www.mclaughlinonline.com](http://www.mclaughlinonline.com)