



United States Justice Foundation

Arizona Statewide Survey Washington, D.C. Statehood Analysis

**Presented By:
John McLaughlin
April 2021**

 **McLaughlin & Associates**

Table of Contents

- I. Methodology**
- II. Major Findings**
- III. Opinion on D.C. Statehood**
- IV. Message Testing**
- V. Political Environment**

Methodology

This poll of 400 likely general election voters in Arizona, was conducted on April 28th, 2021 and April 29th, 2021. All interviews were conducted via telephone by professional interviewers.

Interview selection was random within predetermined election units. 50% of interviews were completed on cell-phones. These samples were then combined and structured to correlate with actual voter turnout in a general election.

This poll of 400 likely general election voters in Arizona, has an accuracy of +/- 4.9% at a 95% confidence interval.

Major Findings

I. Voters in Arizona are aware of the pending legislation in Congress regarding Washington, D.C. Statehood and disapprove of this measure.

1. The majority of Arizona voters, 50%, disapprove of *granting Washington, D.C. statehood, which would give residents of D.C. federal representation in Congress* (42% strongly/8% somewhat), 42% approve (30% strongly/12% somewhat). The majority that disapprove is outside the margin of error and Arizonans are decisively against statehood for Washington, D.C.
2. Among those who approve of D.C. Statehood (n=169) the top responses for why they approve were: *citizen representation* 32%, *considered a state* 16%, and *equal representation* 15%.
3. Among those who disapprove of D.C. Statehood (n=201), the top reasons why include: *Democrat power grab* 32%, *doesn't qualify as a state* 20%, and *Unconstitutional* 17%.
4. Three-in-four voters, 77%, say they are aware that *Nancy Pelosi and the Democrats in the House of Representatives recently passed a bill that if signed into law will make Washington, D.C. a state that would give it two voting U.S. Senators and a Congressman*, while 22% are unaware.

Major Findings

II. The following messages are most effective in fostering opposition to D.C. Statehood making voters less favorable to Senator Mark Kelly.

1. **59% of voters are less favorable towards Mark Kelly if he were to vote for,** *“The Democrats will vote to make Washington, D.C. a state to eliminate voter ID in national elections which will enable fraud and allow non-citizens to vote in federal elections.”*
2. **58% of voters are less favorable towards Mark Kelly if he were to vote for,** *“The Democrats will vote to make Washington, D.C. a state to eliminate voter ID in national elections which will enable fraud and allow non-citizens to vote in federal elections.”*
3. **58% of voters are less favorable towards Mark Kelly if he were to vote for,** *“The Democrats will vote to make Washington, D.C. a state to pass trillions of new wasteful deficit spending that will increase the national debt, raise taxes for everyone, and cost Americans millions of jobs.”*
4. **57% of voters are less favorable towards Mark Kelly if he were to vote for,** *“The Democrats will vote to make Washington, D.C. a state to open our borders allowing Mexican Cartels and gangs like MS-13 to smuggle millions of refugees into the United States.”*
5. **57% of voters are less favorable towards Mark Kelly if he were to vote for,** *“The Democrats will vote to make Washington, D.C. a state to continue to defund and regulate your local police allowing criminals to go free and crime in our cities to continue to skyrocket.”*
6. **55% of voters are less favorable towards Mark Kelly if he were to vote for,** *“The Democrats will vote to make Washington, D.C. a state to strengthen cancel culture and censorship of Americans by ‘Big Tech’ and the media.”*
7. **52% of voters are less favorable towards Mark Kelly if he were to vote for,** *“The Democrats will vote to make Washington, D.C. a state to allow transgender biological men to participate in women’s and girls’ college and high school sports.”*
8. **52% of voters are less favorable towards Mark Kelly if he were to vote for,** *“According to the Constitution Washington, D.C. is a city, not a state, but Democrats will vote to give the city of Washington, D.C. with only 700,000 residents, their own US Senators compared to bigger cities like Los Angeles, New York or even Phoenix.”*
9. **51% of voters are less favorable towards Mark Kelly if he were to vote for,** *“The Democrats are merely trying to make Washington, D.C. a state to get 2 more senators to pass unpopular, radical legislation.”*
10. **51% of voters are less favorable towards Mark Kelly if he were to vote for,** *“The Democrats will vote to make Washington, D.C. a state to pack the U.S. Supreme Court from nine justices, to thirteen.”*

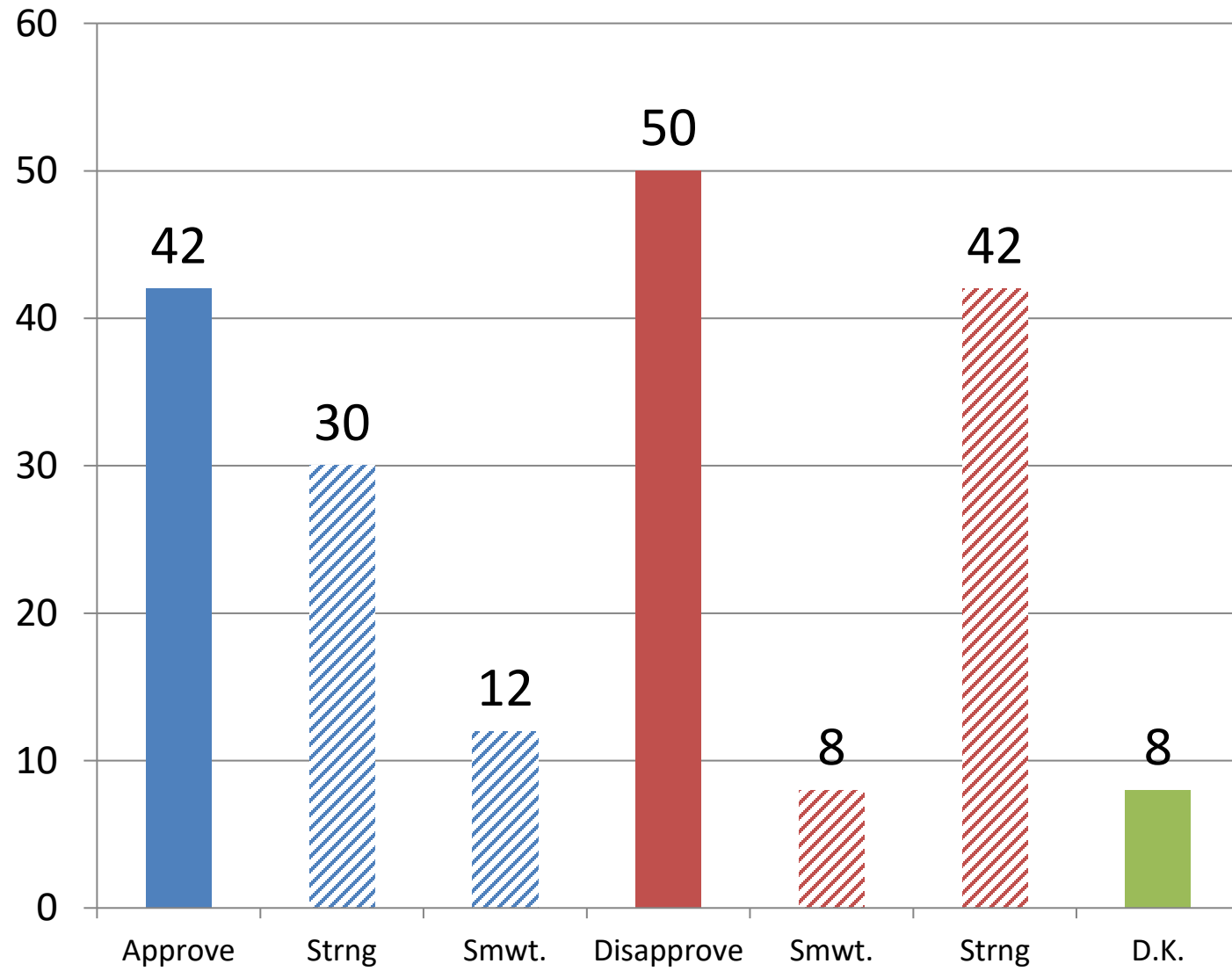
Major Findings

III. After the message testing, opposition to D.C. Statehood intensifies.

1. Disapproval of D.C. Statehood increased (+5) to 55%, (50% strongly/5% somewhat), while approval of it remained stagnant: 42% (29% strongly/12% somewhat).
2. Three-in-five voters, 60%, would want their U.S. Senator to vote against legislation for D.C. Statehood, 37% would want their senator to vote in favor of it.
3. The majority, 52%, say they would be less favorable towards Mark Kelly and Kyrsten Sinema if they voted in favor of D.C. Statehood (46% much/6% somewhat), while 33% said it would make them more favorable towards them (22% much/12% somewhat).
4. The majority, 56%, agree with the statement, *“since Washington, D.C. is a city founded to be the seat of the federal government with hundreds of thousands of government employees, big government employee unions, tens of thousands of lobbyists and a massive federal bureaucracy, making Washington, D.C. a state with its own US Senators and Congressman will only lead to more corruption and cost the rest of America billions more in spending and taxes,”* (44% strongly/12% somewhat), 39% disagree, (25% strongly/14% somewhat).
5. Fifty-four percent (54%) agree that, *“the District of Columbia is overwhelmingly Democratic. Republicans make up only 6% of the District’s registered voters, D.C. has never elected a Republican mayor and there has not been a single Republican on the City Council in over a decade. The push for D.C. Statehood is a politically partisan move to get more Democrats in Congress and the U.S. Senate,”* (43% strongly/11% somewhat), 38% disagree, (24% strongly/14% somewhat).

Opinion on D.C. Statehood

Do you approve or disapprove of granting Washington, D.C. statehood, which would give residents of D.C. federal representation in Congress?



Arizona Statewide

	App.	Disapp.
Albuquerque M.M.	47	53
Pima County	48	48
Rest of Tucson M.M.	44	56
Maricopa County	42	48
Rest of Phoenix M.M.	38	56
Yuma – El Centro M.M.	26	74
Republican	9	87
Democrat	75	14
Ind. Men	54	42
Ind. Women	44	44
Voted Trump 2020	9	87
Voted Biden 2020	76	14
Fav. – Kelly	72	20
Unfav. – Kelly	11	84
Fav. – Sinema	53	39
Unfav. – Sinema	37	58
D.C. Statehood - App.	100	-
D.C. Statehood - Disapp.	-	100
D.C. Statehood - D.K.	-	-
Fav Kelly/Disapp. D.C.	-	100
Fav Sinema/Disapp. D.C.	-	100
App. D.C./Now Disapp.	100	-
M.K./K.S. – More Favorable	94	4
M.K./K.S. – Less Favorable	8	84
M.K./K.S. – No Difference	46	35
Liberal	80	14
Moderate	52	40
Conservative	10	85
White	41	54
Hispanic	45	46
Under 55	50	41
Over 55	34	60
Vote 2020/Not 2018	40	51

Voter Profile

	Total	D.K.		Total	D.K.		Total	D.K.
Voter:			Vote Behavior:			Gender:		
Definitely	72	65	Democrat	39	46	Male	47	25
Very	20	23	Ticketsplitter	13	25	Female	53	75
Somewhat	8	13	Republican	44	26	Race:		
Party:			Education:			White	73	53
Republican	39	22	H.S./Less	52	70	Hispanic	18	21
Democrat	34	50	Less/H.S.	2	0	A.A./Black	4	16
Ind./Other/D.K./Ref.	28	28	H.S. Grad.	13	21	Asian	2	4
Ideology:			Some Coll./Trade	25	31	Native American	1	0
Liberal	24	21	Coll. Grad./Assoc.	12	18	Other	0	0
Moderate	32	32	Coll. Grad./Post.	48	31	D.K./Refused	2	6
Conservative	39	27	Bachelors	33	21	Area:		
Reg. Voter in Arizona:			Post Grad.	15	10	Albuquerque M.M.	1	0
Less/10	45	55	Age:			Pima County	16	9
5 Years/Less	28	32	18-29	13	15	Rest of Tucson M.M.	3	0
6-10 Years	17	23	30-40	15	20	Maricopa County	61	75
11+	53	44	41-55	22	26	Rest of Phoenix M.M.	18	16
11-20	16	22	56-65	19	11	Yuma – El Centro M.M.	2	0
20 Years/More	37	22	Over 65	29	26	Interview:		
			Mean	52	49	Cell	70	80
						Landline	30	20

And why do you approve of D.C. statehood?

(n=169)

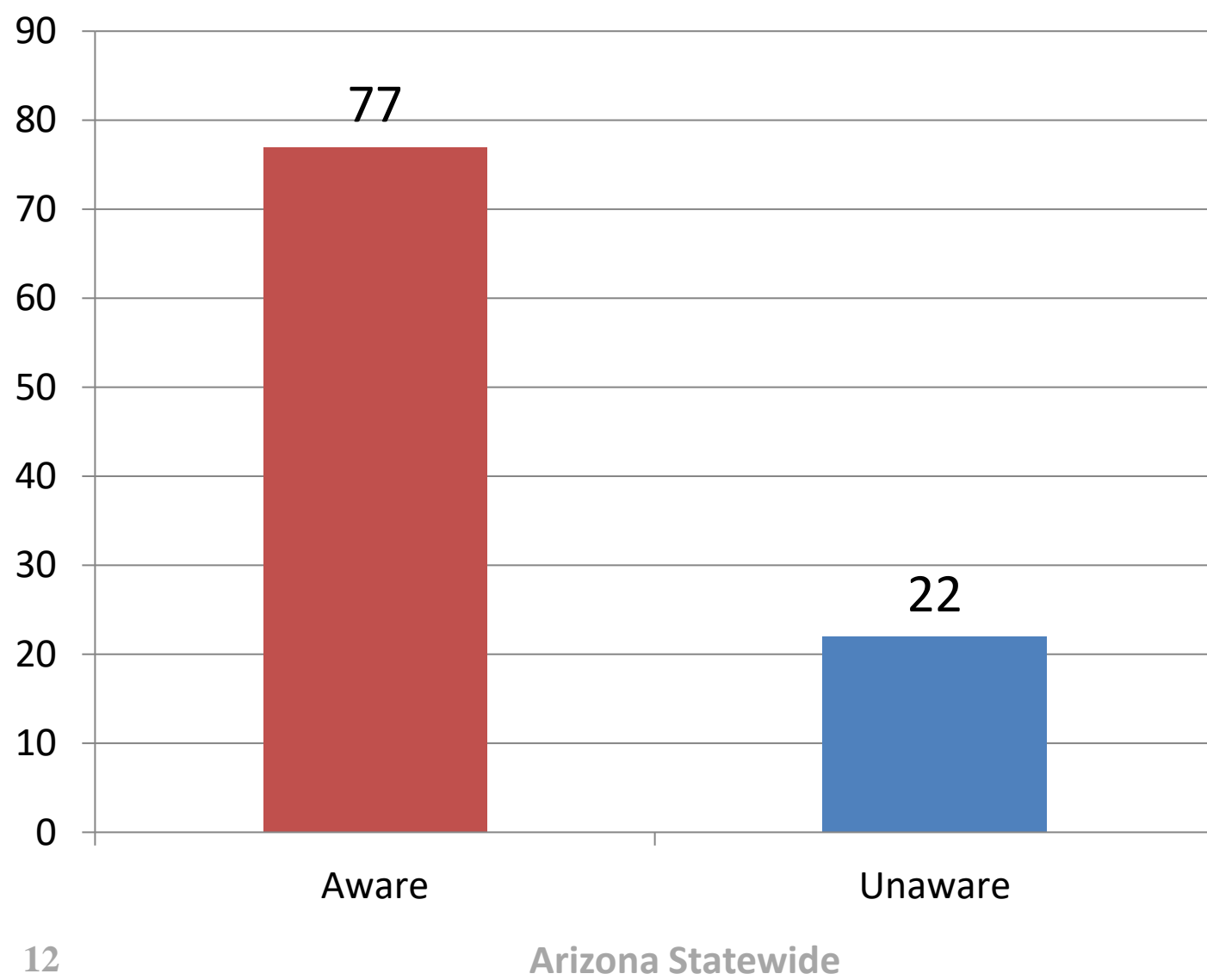
	Total	GOP	Dem	Ind. Men	Ind. Women	M.K./K.S. More Fav.	M.K./K.S. Less Fav.	M.K./K.S. No Diff.	Lib.	Mod.	Cons.	White	Hispanic	Under 55	Over 55
Citizen Representation	32	10	36	29	30	37	8	23	36	31	14	34	17	31	34
Considered a state	16	0	11	41	16	17	5	23	20	16	9	17	17	17	15
Equal Voting Rights	15	22	13	19	16	17	18	6	9	18	22	17	15	11	20
General support	10	16	11	8	8	9	13	19	8	11	20	12	10	12	9
Because they pay taxes	6	0	7	5	5	8	0	0	9	3	0	6	8	6	6
Beneficial for citizens	4	0	4	0	11	4	13	0	1	7	0	2	12	6	0
Its not a big deal	2	0	1	0	8	1	0	10	1	3	0	1	4	2	2
People working together	1	7	1	0	0	1	6	0	1	2	0	1	3	1	2
Other	5	0	5	5	8	3	8	4	2	10	0	2	0	6	4
D.K./Ref.	13	45	15	3	3	11	30	15	20	3	35	12	22	13	14

And why do you disapprove of D.C. statehood?

(n=201)

	Total	GOP	Dem	Ind. Men	Ind. Women	M.K./K.S. More Fav.	M.K./K.S. Less Fav.	M.K./K.S. No Diff.	Lib.	Mod.	Cons.	White	Hispanic	Under 55	Over 55
Democrat Power Grab	31	32	20	18	48	21	31	38	46	24	32	32	35	33	29
Doesn't Qualify as a State	20	23	10	26	7	35	20	18	0	16	23	21	11	23	19
Unconstitutional	17	14	28	24	18	12	19	0	0	17	19	19	10	6	26
No reason to be a State	12	13	16	0	11	0	11	20	25	7	13	11	12	14	11
There are enough states	4	5	0	4	3	0	3	17	8	4	4	4	6	3	5
No need for representation	3	4	0	0	3	0	4	0	0	5	3	4	4	3	4
Other	10	8	6	28	8	0	12	1	0	13	10	9	14	12	9
DK/Refused	10	8	27	4	12	32	8	19	30	18	5	8	16	15	5

Are you aware or unaware that Nancy Pelosi and the Democrats in the House of Representatives recently passed a bill that if signed into law will make Washington, D.C. a state that would give it two voting U.S. Senators and a Congressman?



	Aware	Unaware
Albuquerque M.M.	100	-
Pima County	84	16
Rest of Tucson M.M.	100	-
Maricopa County	74	25
Rest of Phoenix M.M.	77	23
Yuma – El Centro M.M.	81	20
Republican	81	19
Democrat	75	26
Ind. Men	83	18
Ind. Women	70	30
Voted Trump 2020	83	16
Voted Biden 2020	73	27
Fav. – Kelly	79	21
Unfav. – Kelly	86	15
Fav. – Sinema	83	17
Unfav. – Sinema	82	17
D.C. Statehood - App.	75	25
D.C. Statehood - Disapp.	83	17
D.C. Statehood - D.K.	55	45
Fav Kelly/Disapp. D.C.	72	29
Fav Sinema/Disapp. D.C.	90	10
App. D.C./Now Disapp.	51	49
M.K./K.S. – More Favorable	79	21
M.K./K.S. – Less Favorable	79	20
M.K./K.S. – No Difference	69	31
Liberal	74	26
Moderate	69	31
Conservative	86	13
White	82	18
Hispanic	63	38
Under 55	67	33
Over 55	89	10
Vote 2020/Not 2018	64	36

Message Testing

Now, I am going to read you a series of statements. If Senator Mark Kelly were to vote in favor of each of the following issues, please tell me whether it would make you more favorable or less favorable to towards him. If it would make no difference, just say so.															
LESS FAVORABLE/ Much Less	Total	GOP	Dem	Ind. Men	Ind. Wo- men	Fav M.K./ Disapp. D.C.	Fav K.S./ Disapp. D.C.	App. D.C./ Now Disapp.	Lib.	Mod.	Cons.	White	His- panic	Under 55	Over 55
The Democrats will vote to make Washington, D.C. a state to eliminate voter ID in national elections which will enable fraud and allow non citizens to vote in federal elections.	59/48	83/74	36/24	52/39	55/40	68/51	84/71	57/52	32/24	54/31	82/77	58/48	58/44	51/42	67/54
The Democrats will vote to make Washington, D.C. a state to take away the rights of law-abiding citizens to own a gun.	58/50	83/77	30/21	48/37	63/55	69/53	89/78	66/60	29/21	53/38	83/80	58/51	54/44	52/42	63/56
The Democrats will vote to make Washington, D.C. a state to pass trillions of new wasteful deficit spending that will increase the national debt, raise taxes for everyone, and cost Americans millions of jobs.	58/48	83/76	32/23	47/33	59/48	65/49	82/73	78/65	34/22	48/34	83/78	56/48	63/51	55/43	60/53

Now, I am going to read you a series of statements. If Senator Mark Kelly were to vote in favor of each of the following issues, please tell me whether it would make you more favorable or less favorable to towards him. If it would make no difference, just say so.															
LESS FAVORABLE/ Much Less	Total	GOP	Dem	Ind. Men	Ind. Wo- men	Fav M.K./ Disapp. D.C.	Fav K.S./ Disapp. D.C.	App. D.C./ Now Disapp.	Lib.	Mod.	Cons.	White	His- panic	Under 55	Over 55
The Democrats will vote to make Washington, D.C. a state to open our borders allowing Mexican Cartels and gangs like MS-13 to smuggle millions of refugees into the United States.	57/49	84/74	33/27	52/43	47/42	68/53	81/74	74/68	28/24	51/39	83/76	59/51	55/46	50/42	65/58
The Democrats will vote to make Washington, D.C. a state to continue to defund and regulate your local police allowing criminals to go free and crime in our cities to continue to skyrocket.	57/49	81/72	34/26	52/40	53/46	64/51	79/73	79/53	27/22	50/37	83/77	57/49	59/46	52/42	62/56
The Democrats will vote to make Washington, D.C. a state to strengthen cancel culture and censorship of Americans by ‘Big Tech’ and the media.	55/46	81/76	28/20	49/36	51/38	69/50	80/68	77/68	30/22	46/29	80/77	52/46	63/44	51/40	59/52

Now, I am going to read you a series of statements. If Senator Mark Kelly were to vote in favor of each of the following issues, please tell me whether it would make you more favorable or less favorable to towards him. If it would make no difference, just say so.

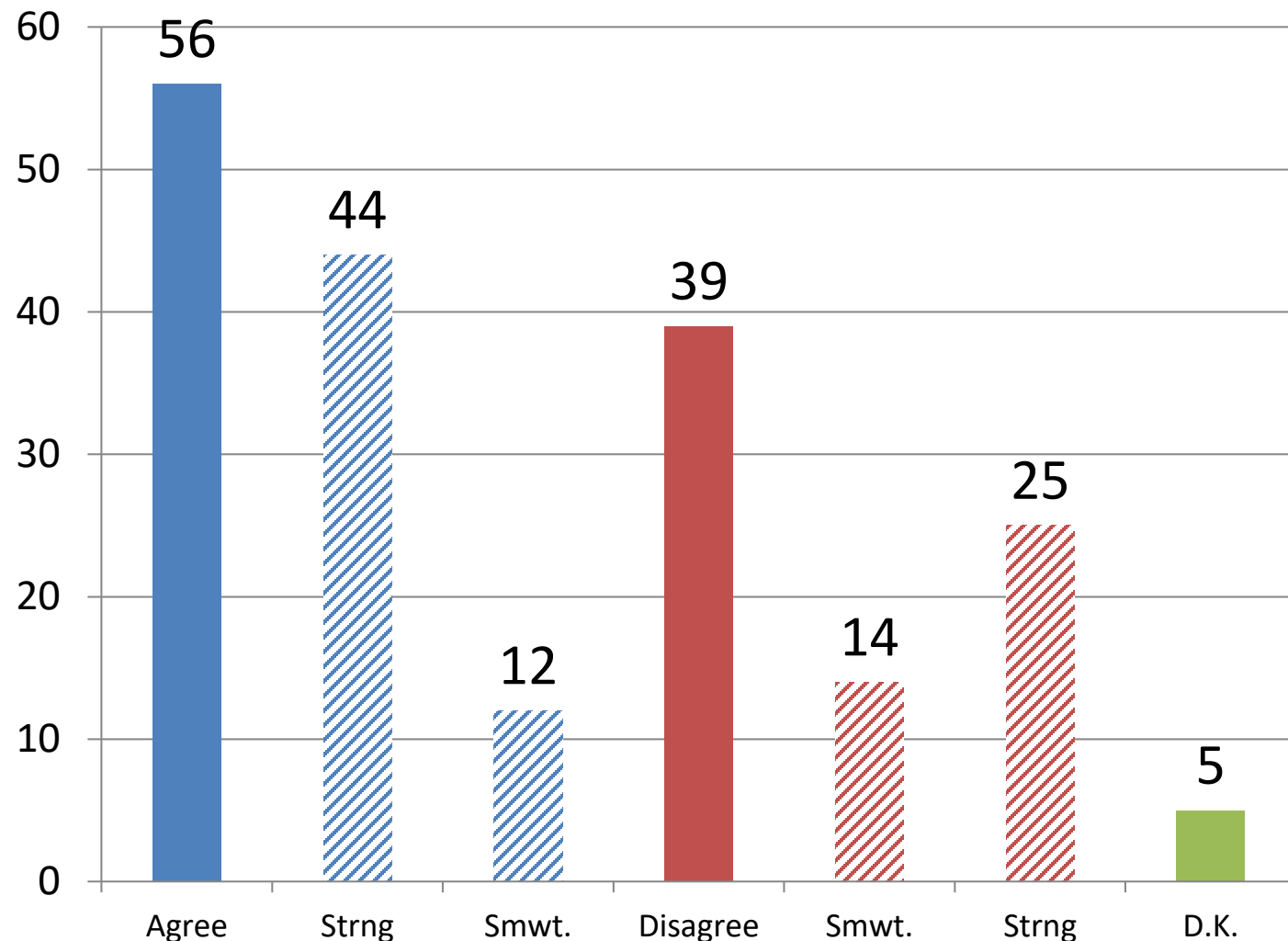
LESS FAVORABLE/ Much Less	Total	GOP	Dem	Ind. Men	Ind. Wo- men	Fav M.K./ Disapp. D.C.	Fav K.S./ Disapp. D.C.	App. D.C./ Now Disapp.	Lib.	Mod.	Cons.	White	His- panic	Under 55	Over 55
The Democrats will vote to make Washington, D.C. a state to allow transgender biological men to participate in women’s and girls college and high school sports.	52/45	81/75	26/19	46/32	43/35	52/41	71/61	60/60	24/15	38/29	82/76	53/46	52/43	46/38	58/52
According to the Constitution Washington, D.C. is a city, not a state, but Democrats will vote to give the city of Washington, D.C. with only 700,000 residents, their own US Senators compared to bigger cities like Los Angeles, New York or even Phoenix.	52/41	80/70	23/11	44/33	51/36	72/52	74/67	49/39	21/10	48/30	80/73	52/42	53/39	45/35	59/47

Now, I am going to read you a series of statements. If Senator Mark Kelly were to vote in favor of each of the following issues, please tell me whether it would make you more favorable or less favorable to towards him. If it would make no difference, just say so.

LESS FAVORABLE/ Much Less	Total	GOP	Dem	Ind. Men	Ind. Wo- men	Fav M.K./ Disapp. D.C.	Fav K.S./ Disapp. D.C.	App. D.C./ Now Disapp.	Lib.	Mod.	Cons.	White	His- panic	Under 55	Over 55
The Democrats are merely trying to make Washington, D.C. a state to get 2 more senators to pass unpopular, radical legislation.	51/45	82/73	22/18	41/37	45/40	63/52	76/71	77/58	24/20	40/30	81/75	52/47	50/42	42/37	60/53
The Democrats will vote to make Washington, D.C. a state to pack the U.S. Supreme Court from nine justices, to thirteen.	51/44	79/73	21/18	47/40	47/33	64/49	79/70	54/48	21/16	41/32	79/73	53/46	52/45	42/38	59/50

Agree/Disagree:

“Since Washington, D.C. is a city founded to be the seat of the federal government with hundreds of thousands of government employees, big government employee unions, tens of thousands of lobbyists and a massive federal bureaucracy, making Washington, D.C. a state with it’s own US Senators and Congressman will only lead to more corruption and cost the rest of America billions more in spending and taxes.”

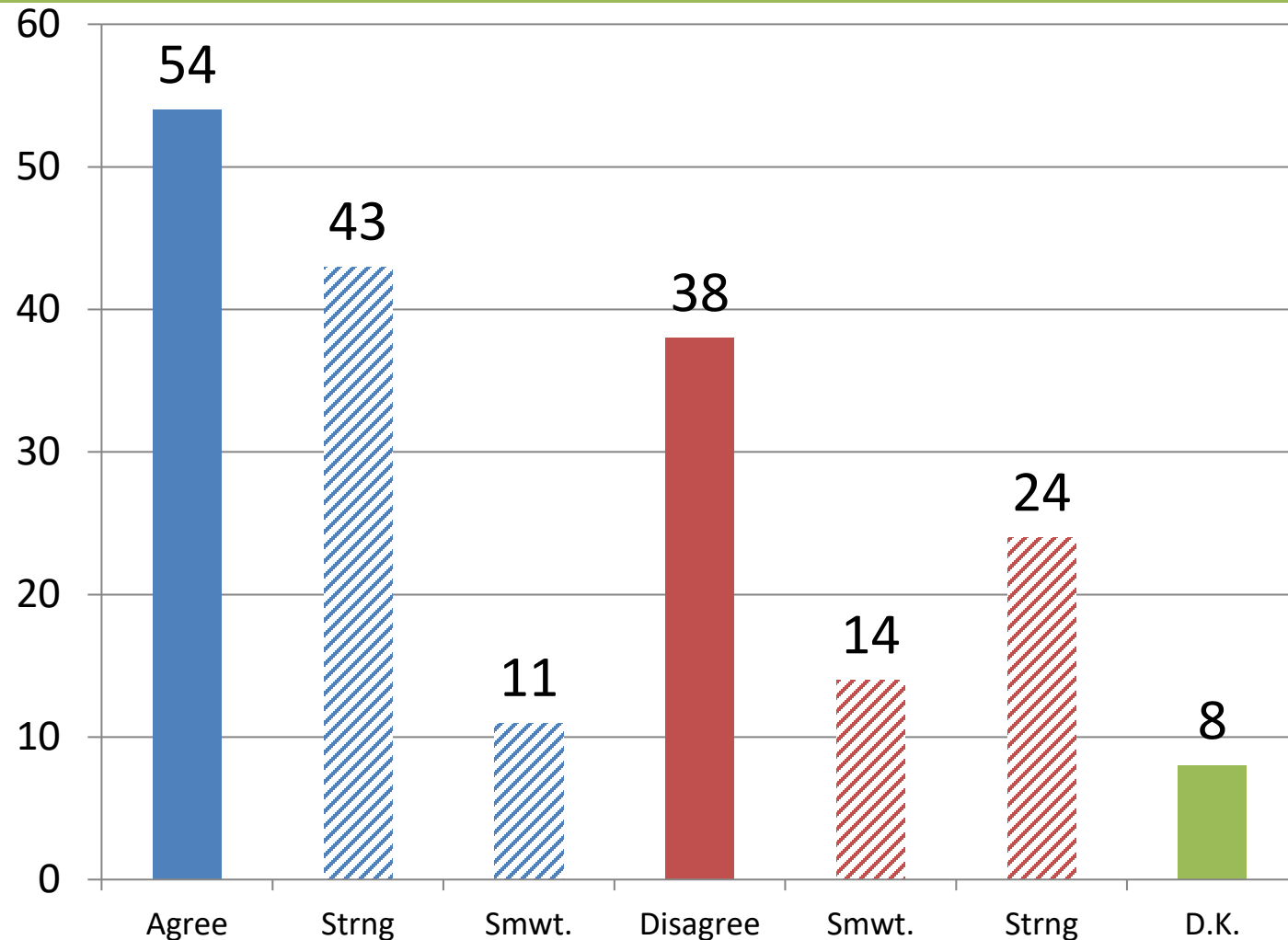


Arizona Statewide

	Agree	Disagree
Albuquerque M.M.	6	94
Pima County	53	43
Rest of Tucson M.M.	56	33
Maricopa County	55	40
Rest of Phoenix M.M.	64	33
Yuma – El Centro M.M.	59	26
Republican	82	16
Democrat	29	66
Ind. Men	47	44
Ind. Women	54	35
Voted Trump 2020	85	14
Voted Biden 2020	26	66
Fav. – Kelly	32	61
Unfav. – Kelly	85	14
Fav. – Sinema	49	47
Unfav. – Sinema	61	35
D.C. Statehood - App.	26	68
D.C. Statehood - Disapp.	82	15
D.C. Statehood - D.K.	45	32
Fav Kelly/Disapp. D.C.	69	28
Fav Sinema/Disapp. D.C.	88	11
App. D.C./Now Disapp.	50	43
M.K./K.S. – More Favorable	22	76
M.K./K.S. – Less Favorable	84	14
M.K./K.S. – No Difference	25	52
Liberal	25	69
Moderate	46	49
Conservative	85	11
White	55	40
Hispanic	63	33
Under 55	50	43
Over 55	60	36
Vote 2020/Not 2018	56	38

Agree/Disagree:

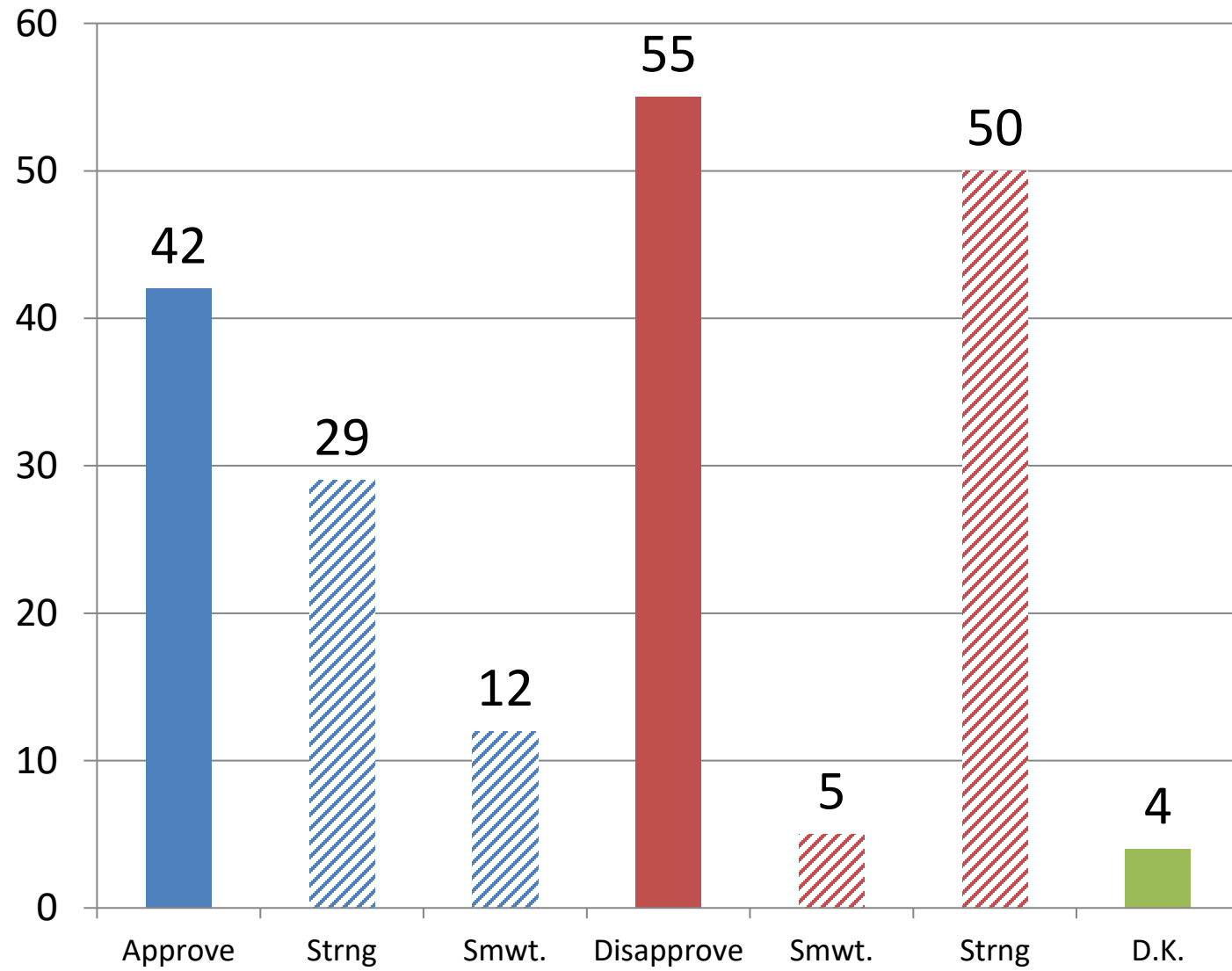
“The District of Columbia is overwhelmingly Democratic. Republicans make up only 6% of the District’s registered voters, D.C. has never elected a Republican mayor and there has not been a single Republican on the City Council in over a decade. The push for D.C. Statehood is a politically partisan move to get more Democrats in Congress and the U.S. Senate.”



Arizona Statewide

	Agree	Disagree
Albuquerque M.M.	-	100
Pima County	62	36
Rest of Tucson M.M.	67	33
Maricopa County	52	38
Rest of Phoenix M.M.	57	36
Yuma – El Centro M.M.	39	51
Republican	73	21
Democrat	38	54
Ind. Men	53	43
Ind. Women	43	41
Voted Trump 2020	77	19
Voted Biden 2020	33	57
Fav. – Kelly	37	53
Unfav. – Kelly	79	18
Fav. – Sinema	51	41
Unfav. – Sinema	61	34
D.C. Statehood - App.	33	59
D.C. Statehood - Disapp.	75	20
D.C. Statehood - D.K.	33	42
Fav Kelly/Disapp. D.C.	62	27
Fav Sinema/Disapp. D.C.	78	13
App. D.C./Now Disapp.	54	46
M.K./K.S. – More Favorable	32	61
M.K./K.S. – Less Favorable	76	21
M.K./K.S. – No Difference	26	49
Liberal	38	55
Moderate	39	51
Conservative	79	14
White	57	37
Hispanic	55	38
Under 55	50	40
Over 55	58	36
Vote 2020/Not 2018	54	38

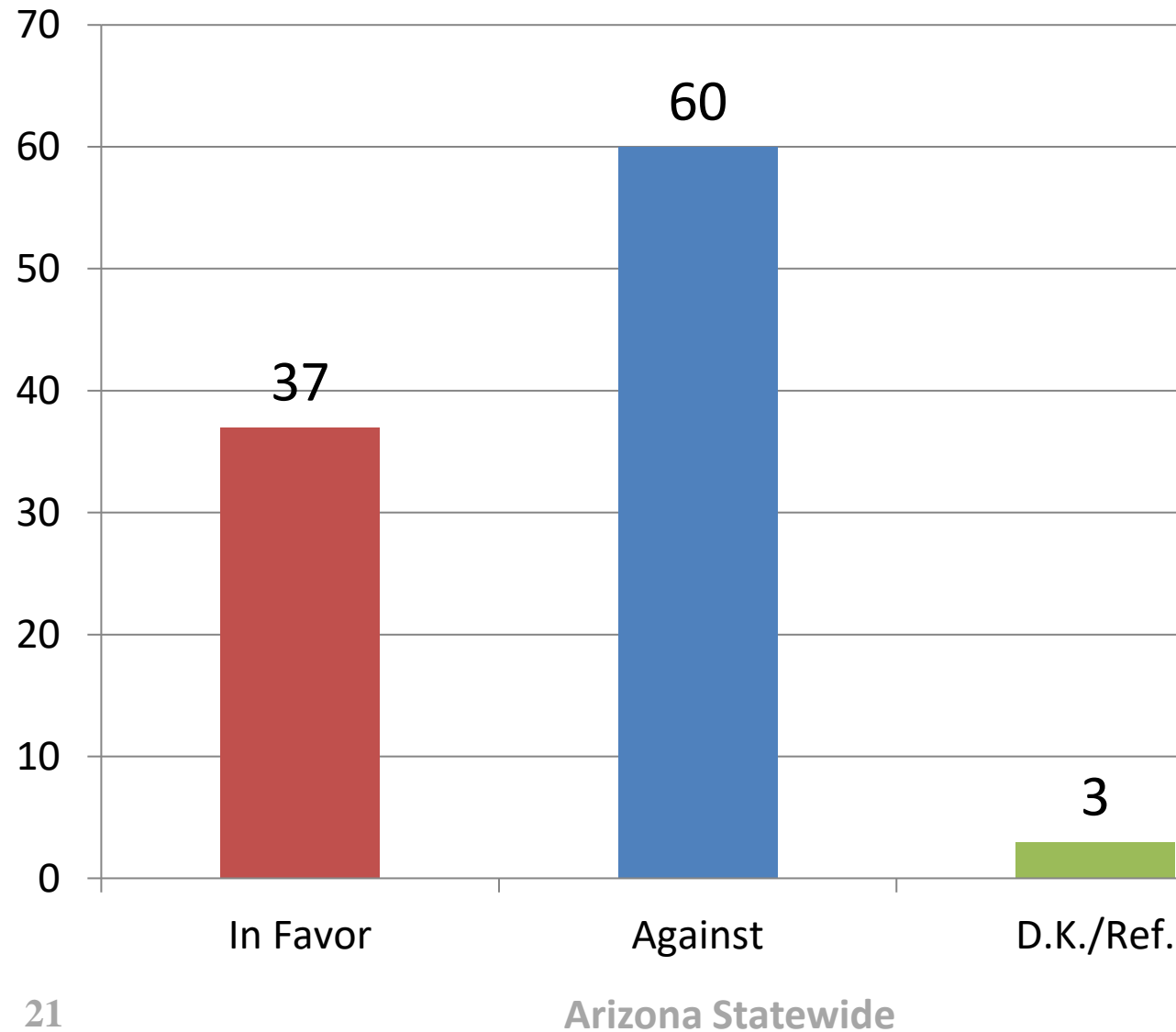
Now, considering everything you have heard, do you approve or disapprove of granting Washington, D.C. statehood, with two new U.S. Senators and a Congressman?



Arizona Statewide

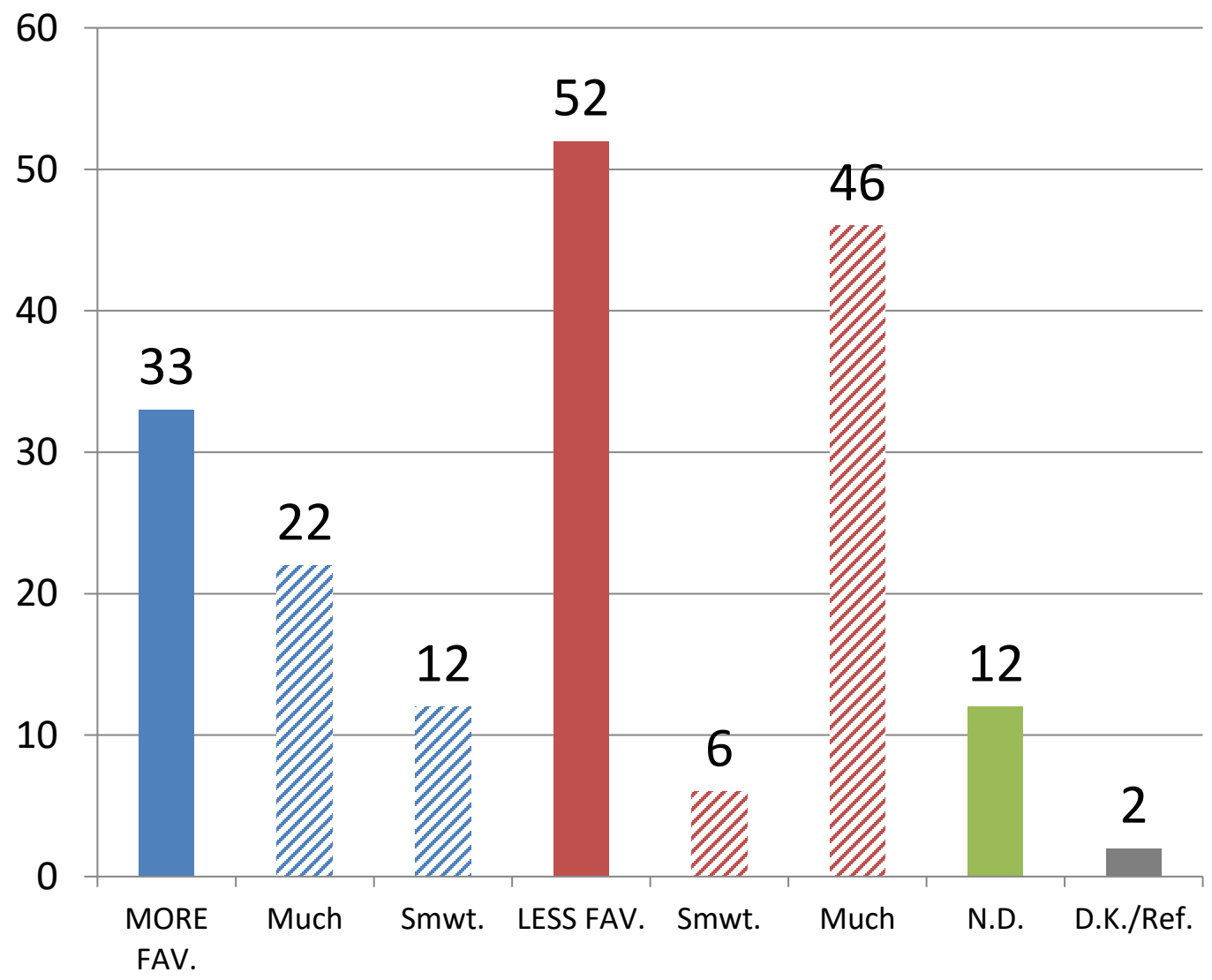
	App.	Disapp.
Albuquerque M.M.	47	53
Pima County	52	48
Rest of Tucson M.M.	33	67
Maricopa County	40	57
Rest of Phoenix M.M.	39	54
Yuma – El Centro M.M.	41	59
Republican	6	93
Democrat	77	19
Ind. Men	52	47
Ind. Women	45	44
Voted Trump 2020	8	91
Voted Biden 2020	76	19
Fav. – Kelly	70	27
Unfav. – Kelly	11	87
Fav. – Sinema	52	45
Unfav. – Sinema	34	63
D.C. Statehood - App.	86	12
D.C. Statehood - Disapp.	6	94
D.C. Statehood - D.K.	30	42
Fav Kelly/Disapp. D.C.	14	86
Fav Sinema/Disapp. D.C.	7	93
App. D.C./Now Disapp.	-	100
M.K./K.S. – More Favorable	95	3
M.K./K.S. – Less Favorable	5	94
M.K./K.S. – No Difference	54	38
Liberal	80	16
Moderate	49	46
Conservative	8	89
White	41	57
Hispanic	42	54
Under 55	48	48
Over 55	36	61
Vote 2020/Not 2018	39	57

Considering everything you have heard, how would you want your U.S. Senator to vote on this?



	In Favor	Against
Albuquerque M.M.	47	53
Pima County	45	52
Rest of Tucson M.M.	13	87
Maricopa County	36	61
Rest of Phoenix M.M.	40	58
Yuma – El Centro M.M.	26	74
Republican	2	96
Democrat	74	22
Ind. Men	43	53
Ind. Women	39	56
Voted Trump 2020	4	95
Voted Biden 2020	72	24
Fav. – Kelly	66	30
Unfav. – Kelly	9	90
Fav. – Sinema	51	48
Unfav. – Sinema	30	66
D.C. Statehood - App.	80	16
D.C. Statehood - Disapp.	2	96
D.C. Statehood - D.K.	30	60
Fav Kelly/Disapp. D.C.	7	91
Fav Sinema/Disapp. D.C.	3	95
App. D.C./Now Disapp.	-	100
M.K./K.S. – More Favorable	93	4
M.K./K.S. – Less Favorable	2	98
M.K./K.S. – No Difference	43	51
Liberal	79	20
Moderate	42	53
Conservative	5	93
White	38	61
Hispanic	33	56
Under 55	42	52
Over 55	32	67
Vote 2020/Not 2018	34	63

If your state's U.S. Senators, Mark Kelly and Kyrsten Sinema voted in favor of D.C. Statehood, would it make you more favorable or less favorable towards them?

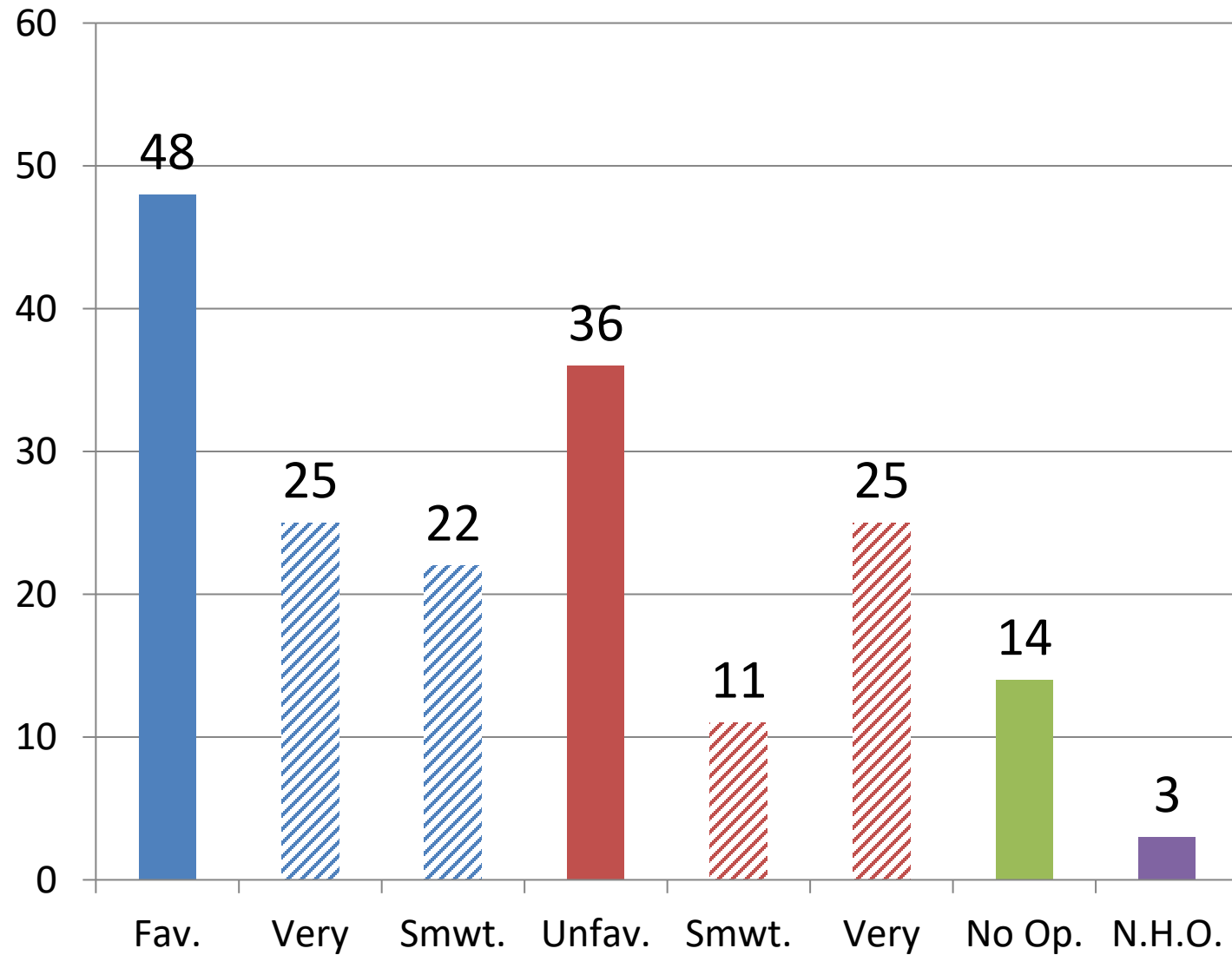


Arizona Statewide

	M.F.	L.F.	N.D.
Albuquerque M.M.	47	47	6
Pima County	41	51	8
Rest of Tucson M.M.	13	58	21
Maricopa County	34	52	12
Rest of Phoenix M.M.	30	54	13
Yuma – El Centro M.M.	16	49	35
Republican	4	89	7
Democrat	65	16	18
Ind. Men	40	46	10
Ind. Women	33	44	15
Voted Trump 2020	3	89	7
Voted Biden 2020	64	15	19
Fav. – Kelly	60	23	16
Unfav. – Kelly	6	86	7
Fav. – Sinema	45	41	12
Unfav. – Sinema	26	59	14
D.C. Statehood - App.	74	10	13
D.C. Statehood - Disapp.	3	87	9
D.C. Statehood - D.K.	8	51	31
Fav Kelly/Disapp. D.C.	7	76	15
Fav Sinema/Disapp. D.C.	6	86	7
App. D.C./Now Disapp.	10	74	17
M.K./K.S. – More Favorable	100	-	-
M.K./K.S. – Less Favorable	-	100	-
M.K./K.S. – No Difference	-	-	100
Liberal	73	14	13
Moderate	38	42	16
Conservative	5	87	7
White	34	53	11
Hispanic	32	53	13
Under 55	37	45	15
Over 55	30	59	9
Vote 2020/Not 2018	30	54	13

Political Environment

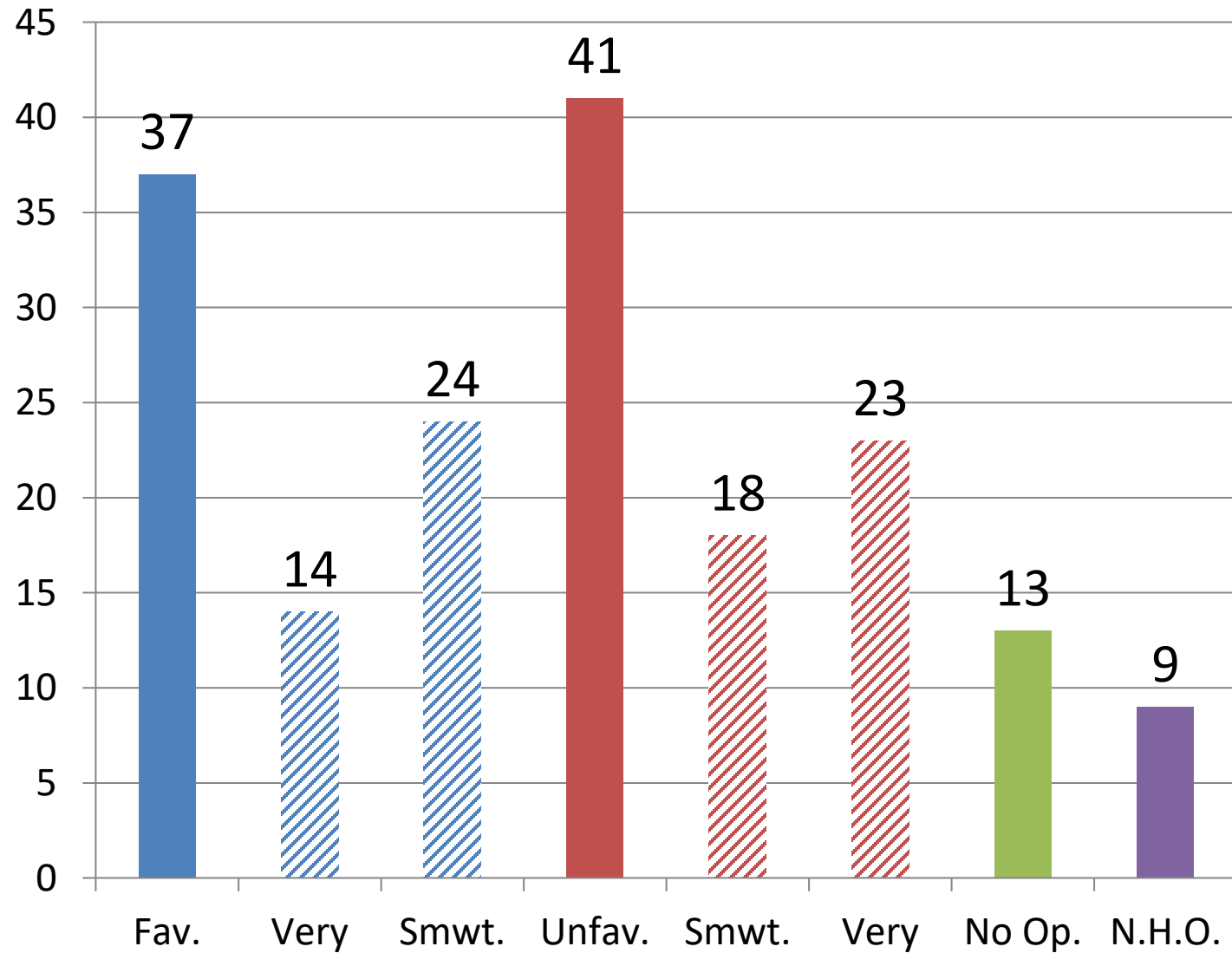
Opinion: Mark Kelly



Arizona Statewide

	Fav.	Unfav.
Albuquerque M.M.	47	47
Pima County	43	39
Rest of Tucson M.M.	32	60
Maricopa County	50	32
Rest of Phoenix M.M.	49	38
Yuma – El Centro M.M.	31	59
Republican	18	65
Democrat	80	8
Ind. Men	57	25
Ind. Women	45	30
Voted Trump 2020	17	65
Voted Biden 2020	81	7
Fav. – Kelly	100	-
Unfav. – Kelly	-	100
Fav. – Sinema	68	26
Unfav. – Sinema	41	52
D.C. Statehood - App.	81	10
D.C. Statehood - Disapp.	19	60
D.C. Statehood - D.K.	54	21
Fav Kelly/Disapp. D.C.	100	-
Fav Sinema/Disapp. D.C.	30	56
App. D.C./Now Disapp.	59	26
M.K./K.S. – More Favorable	86	6
M.K./K.S. – Less Favorable	21	59
M.K./K.S. – No Difference	62	21
Liberal	81	7
Moderate	58	24
Conservative	17	65
White	48	38
Hispanic	41	34
Under 55	50	31
Over 55	46	40
Vote 2020/Not 2018	40	35

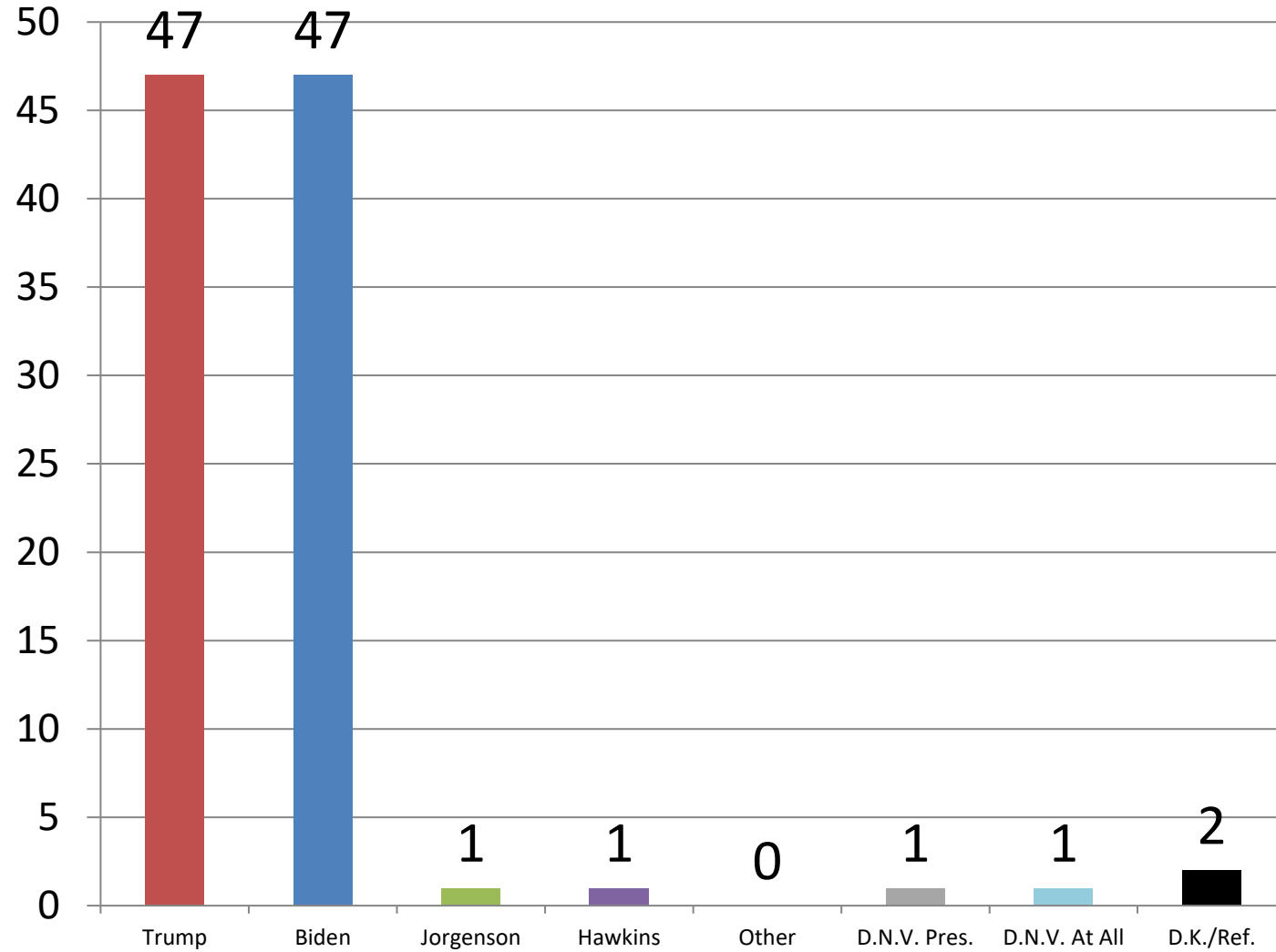
Opinion: Kyrsten Sinema



Arizona Statewide

	Fav.	Unfav.
Albuquerque M.M.	-	94
Pima County	32	46
Rest of Tucson M.M.	79	21
Maricopa County	37	39
Rest of Phoenix M.M.	36	46
Yuma – El Centro M.M.	51	25
Republican	23	54
Democrat	49	35
Ind. Men	47	28
Ind. Women	40	34
Voted Trump 2020	29	50
Voted Biden 2020	47	33
Fav. – Kelly	53	35
Unfav. – Kelly	28	60
Fav. – Sinema	100	-
Unfav. – Sinema	-	100
D.C. Statehood - App.	47	36
D.C. Statehood - Disapp.	29	48
D.C. Statehood - D.K.	42	26
Fav Kelly/Disapp. D.C.	46	37
Fav Sinema/Disapp. D.C.	100	-
App. D.C./Now Disapp.	38	43
M.K./K.S. – More Favorable	50	32
M.K./K.S. – Less Favorable	30	47
M.K./K.S. – No Difference	37	47
Liberal	43	38
Moderate	49	29
Conservative	26	51
White	44	38
Hispanic	16	53
Under 55	26	46
Over 55	50	37
Vote 2020/Not 2018	19	44

For whom did you vote in the Presidential election?



Arizona Statewide

	D.J.T.	J.B.
Albuquerque M.M.	47	47
Pima County	43	51
Rest of Tucson M.M.	76	24
Maricopa County	46	48
Rest of Phoenix M.M.	49	45
Yuma – El Centro M.M.	59	41
Republican	94	3
Democrat	3	93
Ind. Men	36	57
Ind. Women	34	52
Voted Trump 2020	100	-
Voted Biden 2020	-	100
Fav. – Kelly	17	80
Unfav. – Kelly	86	10
Fav. – Sinema	37	60
Unfav. – Sinema	57	38
D.C. Statehood - App.	10	86
D.C. Statehood - Disapp.	81	13
D.C. Statehood - D.K.	28	60
Fav Kelly/Disapp. D.C.	61	35
Fav Sinema/Disapp. D.C.	82	15
App. D.C./Now Disapp.	48	46
M.K./K.S. – More Favorable	5	91
M.K./K.S. – Less Favorable	81	13
M.K./K.S. – No Difference	26	72
Liberal	5	95
Moderate	30	62
Conservative	93	3
White	51	44
Hispanic	42	49
Under 55	41	54
Over 55	54	40
Vote 2020/Not 2018	47	44

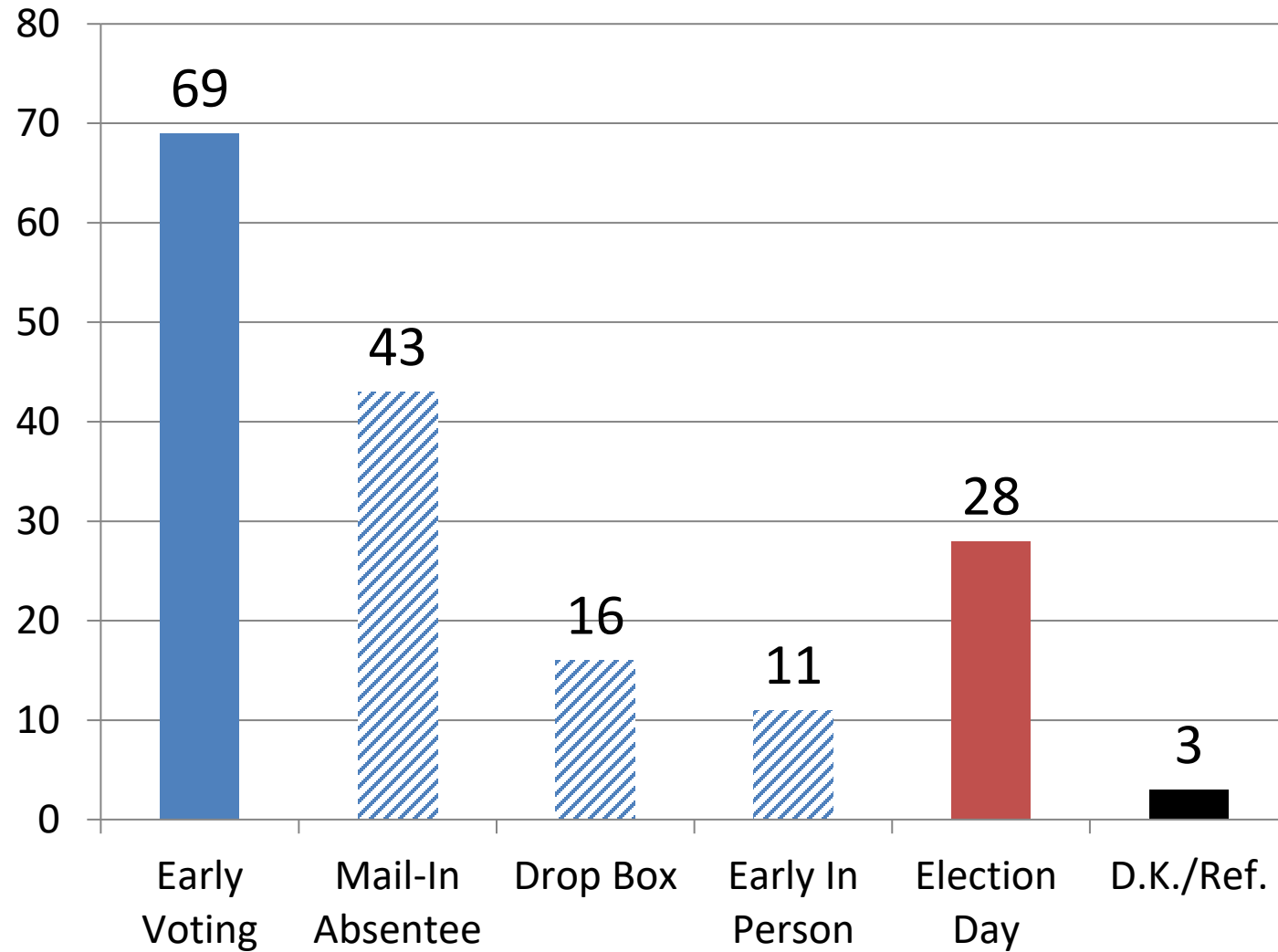
Thinking ahead to the November 2022 elections, which of the following are you most likely to do?

Mail-in absentee ballot before Election Day

Voting early in person at a polling place before Election Day

Voting in person on Election Day

OR, Voting early with an absentee ballot that you drop off at a designated drop box location



Arizona Statewide

	Early	E.D.
Albuquerque M.M.	6	94
Pima County	71	26
Rest of Tucson M.M.	90	10
Maricopa County	74	23
Rest of Phoenix M.M.	53	46
Yuma – El Centro M.M.	70	30
Republican	52	43
Democrat	87	14
Ind. Men	73	21
Ind. Women	71	29
Voted Trump 2020	53	43
Voted Biden 2020	86	12
Fav. – Kelly	85	12
Unfav. – Kelly	49	47
Fav. – Sinema	79	18
Unfav. – Sinema	63	34
D.C. Statehood - App.	88	11
D.C. Statehood - Disapp.	52	43
D.C. Statehood - D.K.	75	26
Fav Kelly/Disapp. D.C.	65	23
Fav Sinema/Disapp. D.C.	61	32
App. D.C./Now Disapp.	62	32
M.K./K.S. – More Favorable	92	8
M.K./K.S. – Less Favorable	54	42
M.K./K.S. – No Difference	69	29
Liberal	85	15
Moderate	72	25
Conservative	55	41
White	70	28
Hispanic	66	33
Under 55	67	29
Over 55	72	27
Vote 2020/Not 2018	62	37