

Washington U.S. Senate Survey

**Survey Analysis:
By John Jordan & Dick Morris**

**Conducted By:
McLaughlin & Associates
August 2022**

Methodology

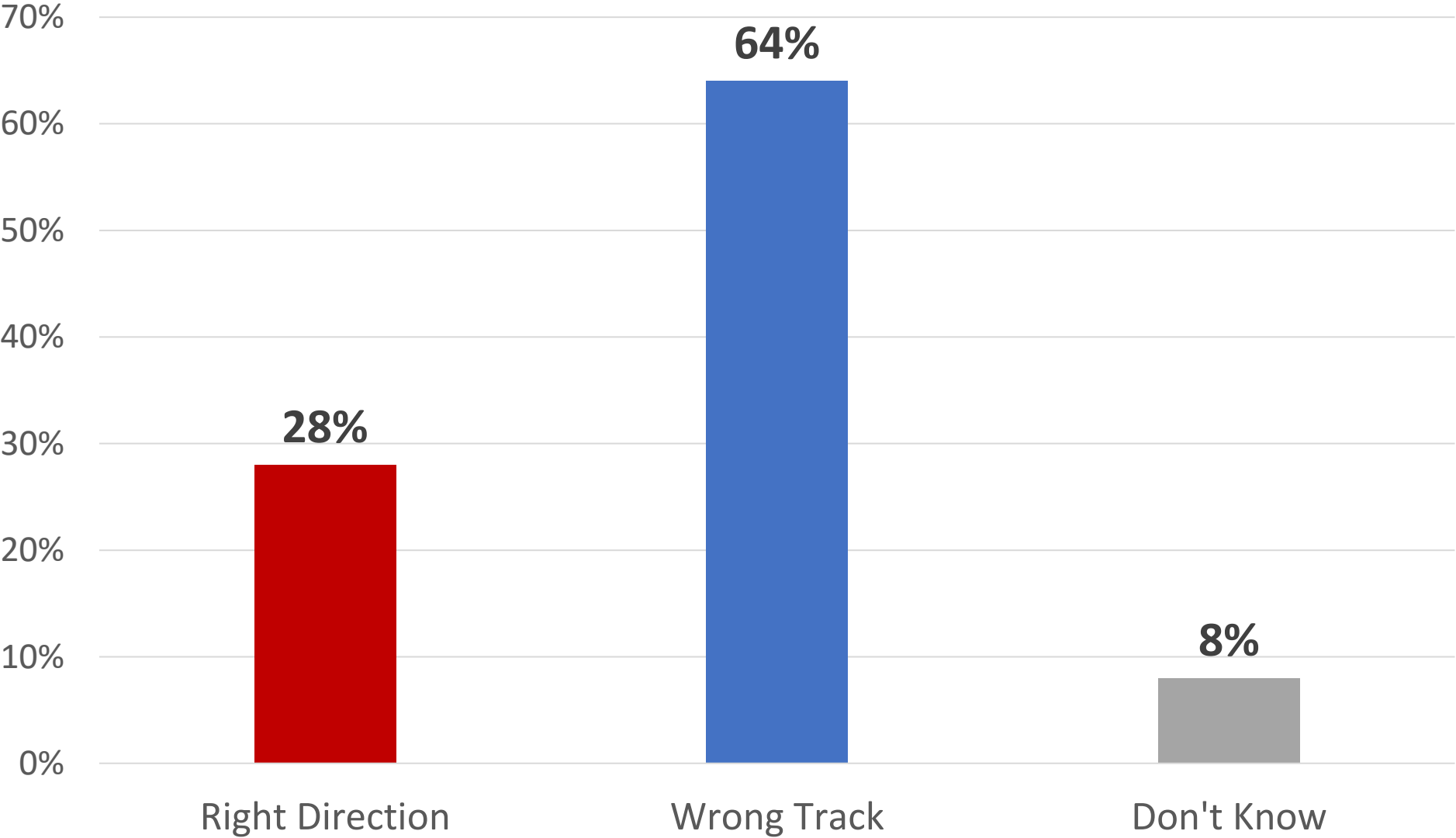
This Washington statewide survey was conducted among 500 likely general election voters between August 15-17, 2022.

Interviews included a mix of landline phone, mobile phone, and text-to-web. Interview selection was at random within predetermined election units. These units were structured to statistically correlate with actual statewide general election voter turnout.

The accuracy of the sample of 500 likely general election voters is within +/- 4.4% at a 95% confidence interval.

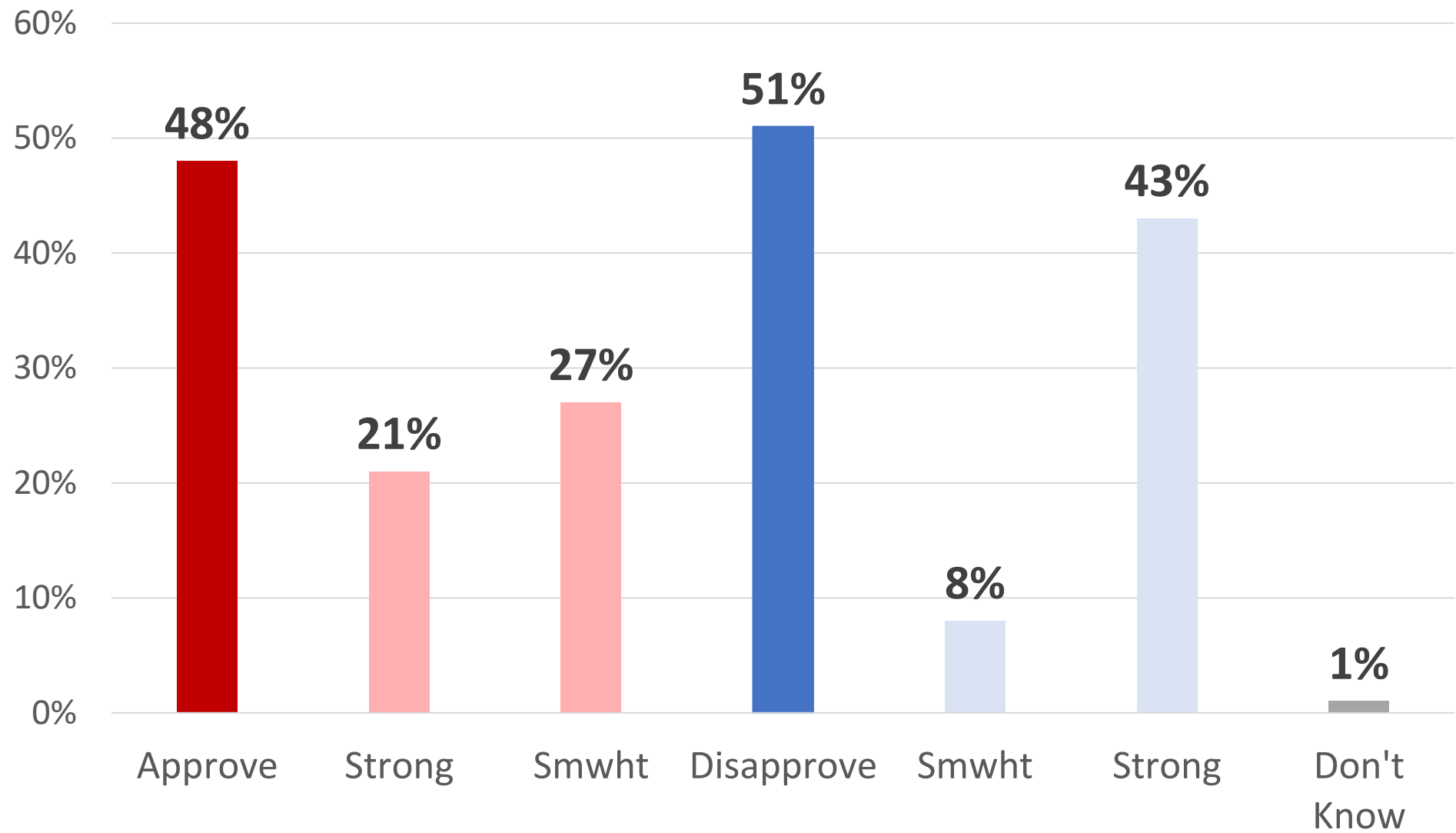


Direction of United States



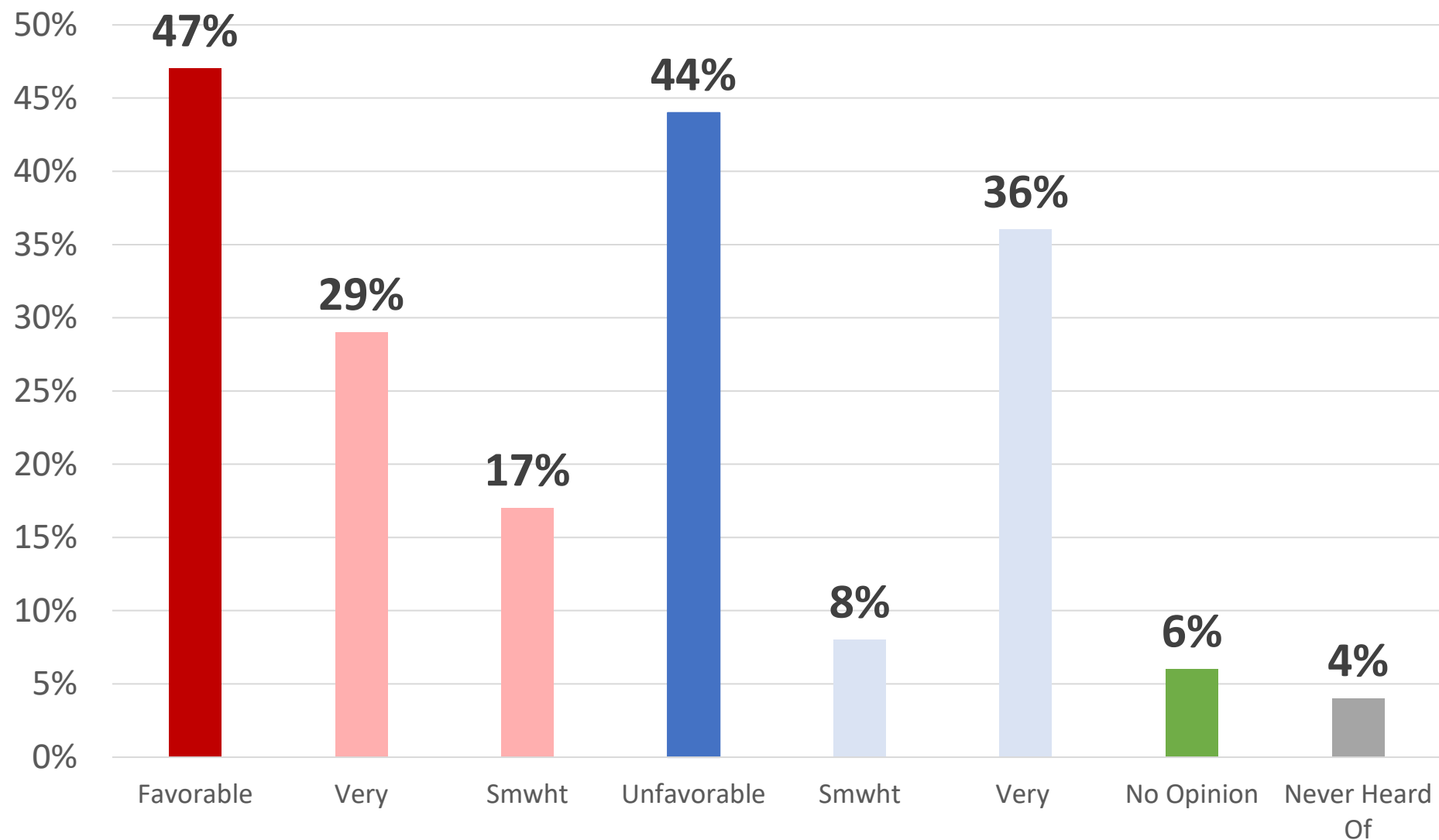
	Right	Wrong	NET
Total	28	64	-37
Seattle Market	27	64	-37
Rest of State	30	64	-34
Approve Biden	57	29	28
Disapprove of Biden	1	97	-96
Vote Smiley	3	97	-94
Vote Murray	53	32	21
Undecided	5	84	-79
Vote Trump	1	98	-97
Vote Biden	51	35	16
Undecided	-	100	-100
Republican	3	96	-93
Democratic	54	34	20
Independent	18	72	-54
Independent Men	23	69	-46
Independent Women	11	77	-65
Liberal	48	41	7
Moderate	30	58	-28
Conservative	5	93	-88
Less Than 4-Year College	23	69	-46
College Grad/PG	34	57	-24
White	27	64	-37
Non-White	29	63	-34
40/Under	18	77	-59
41-55	26	66	-40
56+	35	54	-19
Men	24	71	-47
Women	31	58	-27

Joe Biden Job Approval



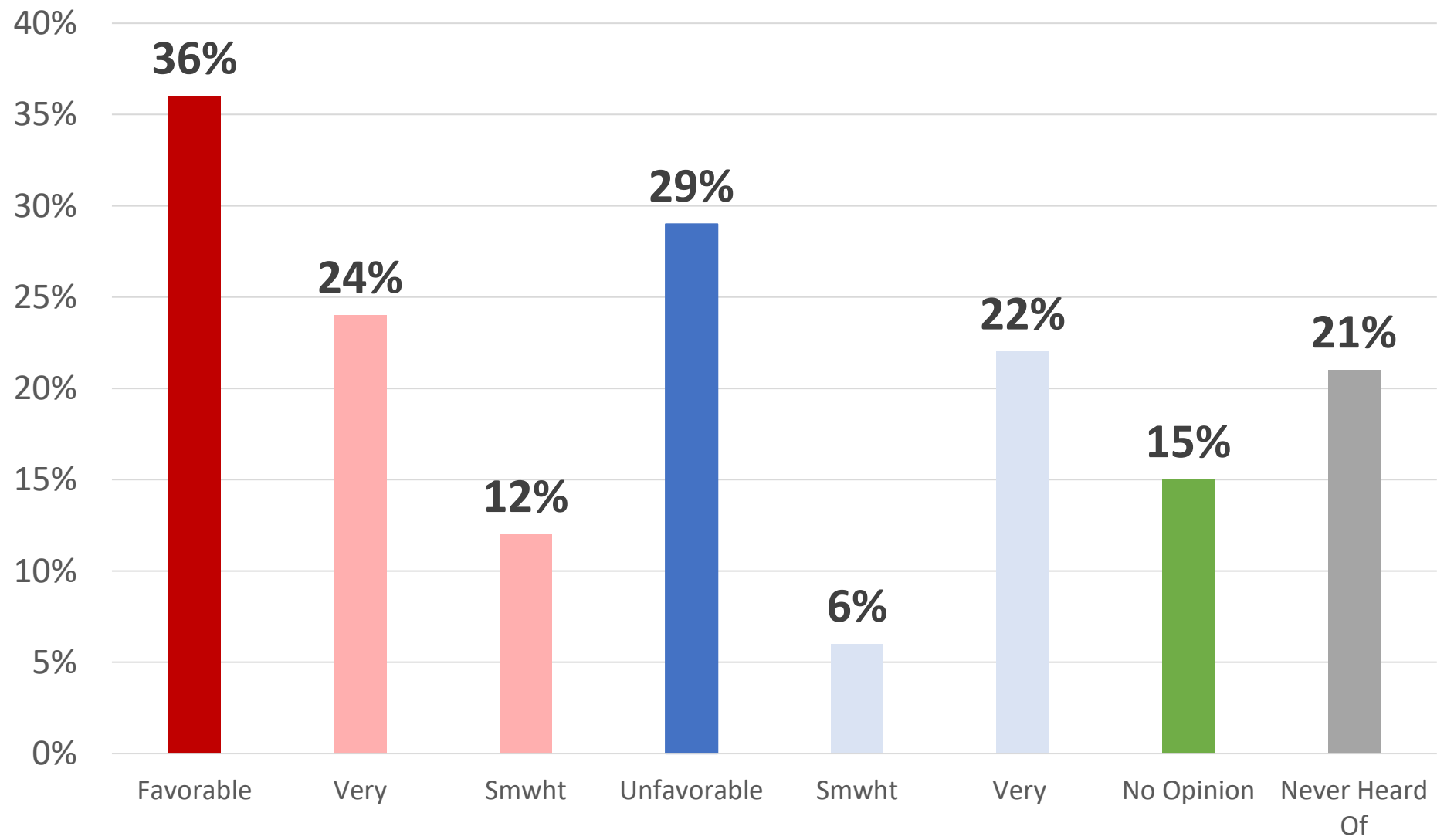
	Approve	Disapprove	NET
Total	48	51	-3
Seattle Market	50	48	2
Rest of State	41	59	-18
Approve Biden	100	-	100
Disapprove of Biden	-	100	-100
Vote Smiley	2	97	-96
Vote Murray	91	7	84
Undecided	25	72	-47
Vote Trump	-	99	-99
Vote Biden	88	10	79
Undecided	4	92	-88
Republican	3	96	-93
Democratic	93	6	87
Independent	34	65	-32
Independent Men	39	60	-22
Independent Women	26	73	-46
Liberal	86	12	74
Moderate	53	46	6
Conservative	6	93	-87
Less Than 4-Year College	40	58	-18
College Grad/PG	58	42	16
White	48	51	-3
Non-White	47	51	-4
40/Under	36	61	-25
41-55	49	51	-2
56+	55	44	11
Men	40	59	-19
Women	55	44	11

Patty Murray Image



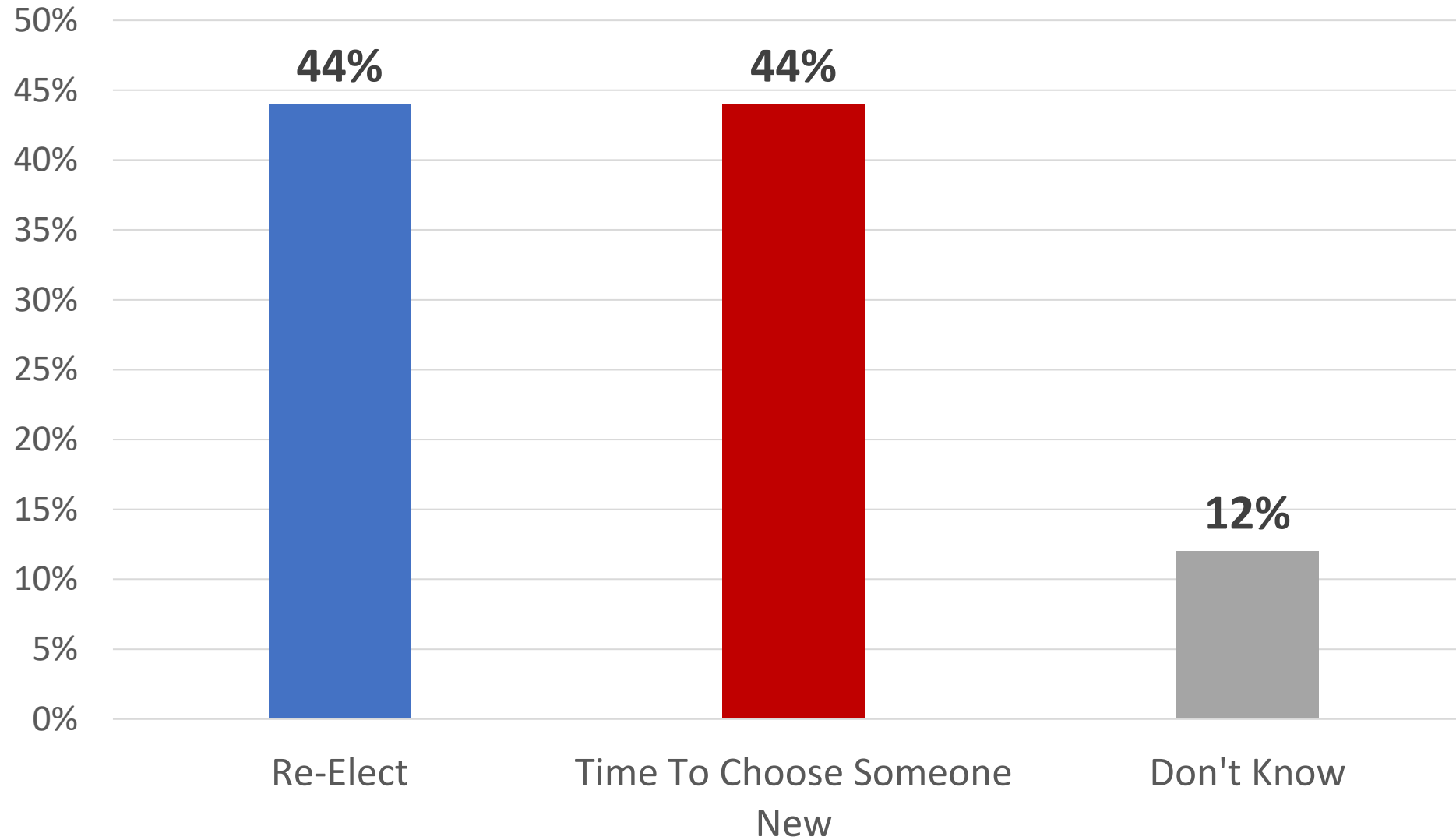
	Favorable	Unfavorable	NET
Total	47	44	3
Seattle Market	49	42	7
Rest of State	40	47	-7
Approve Biden	88	4	84
Disapprove of Biden	8	81	-73
Vote Smiley	2	90	-87
Vote Murray	91	3	89
Undecided	11	48	-37
Vote Trump	4	85	-81
Vote Biden	84	7	77
Undecided	-	93	-93
Republican	7	83	-76
Democratic	86	5	81
Independent	35	55	-20
Independent Men	34	56	-22
Independent Women	36	55	-19
Liberal	80	8	73
Moderate	53	37	17
Conservative	8	86	-78
Less Than 4-Year College	40	50	-10
College Grad/PG	55	35	20
White	46	44	3
Non-White	48	43	4
40/Under	36	46	-10
41-55	45	42	2
56+	55	42	13
Men	36	54	-19
Women	56	33	23

Tiffany Smiley Image



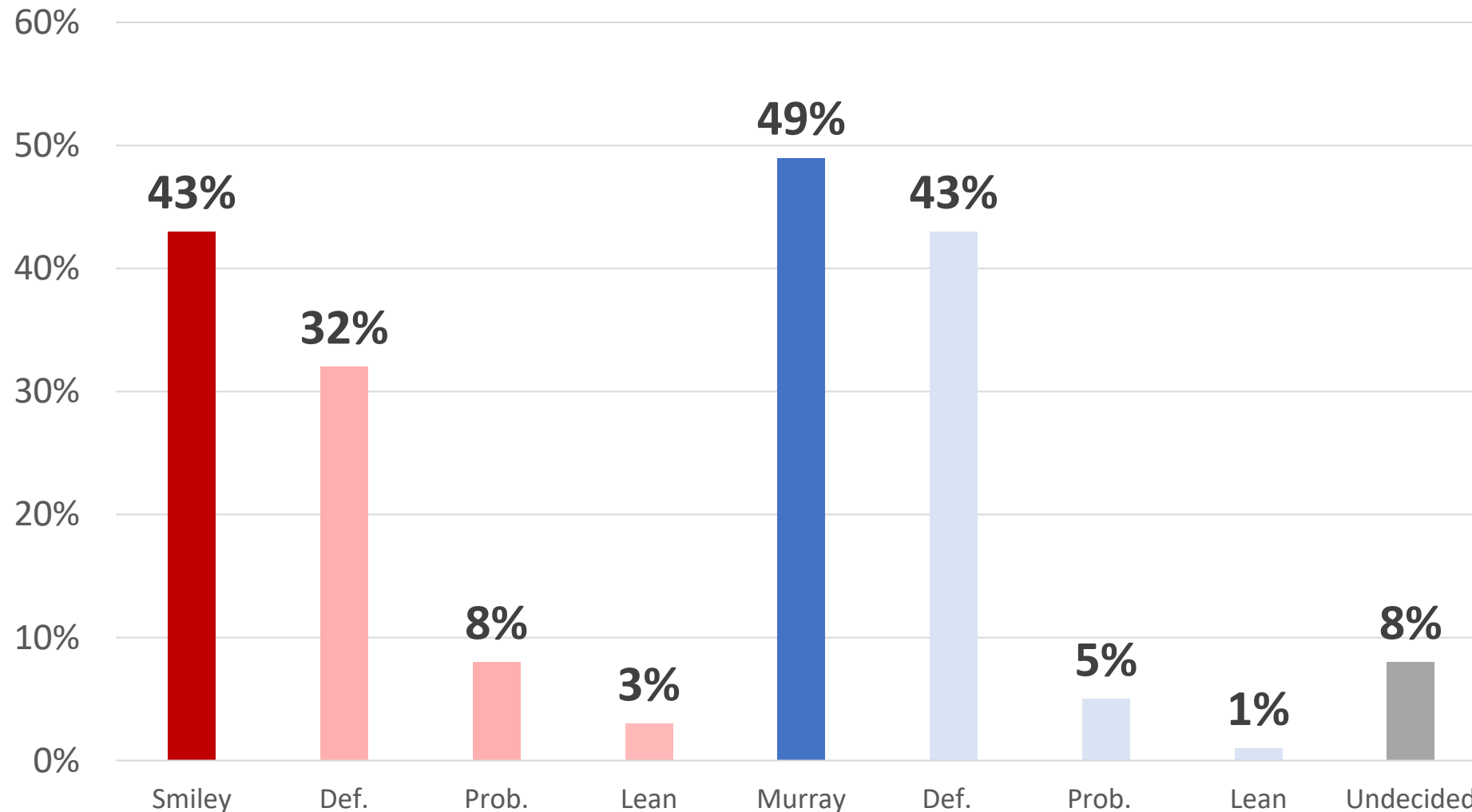
	Favorable	Unfavorable	NET
Total	36	29	7
Seattle Market	32	31	1
Rest of State	46	22	24
Approve Biden	4	52	-48
Disapprove of Biden	66	7	59
Vote Smiley	78	3	75
Vote Murray	4	54	-50
Undecided	5	12	-8
Vote Trump	73	3	70
Vote Biden	5	50	-45
Undecided	61	10	51
Republican	78	5	73
Democratic	5	46	-42
Independent	38	27	11
Independent Men	38	30	8
Independent Women	37	23	14
Liberal	5	45	-40
Moderate	27	38	-10
Conservative	75	6	69
Less Than 4-Year College	42	27	15
College Grad/PG	27	31	-4
White	35	29	6
Non-White	38	25	13
40/Under	32	27	5
41-55	35	26	9
56+	39	31	8
Men	42	26	17
Women	29	31	-2

Patty Murray Re-Elect

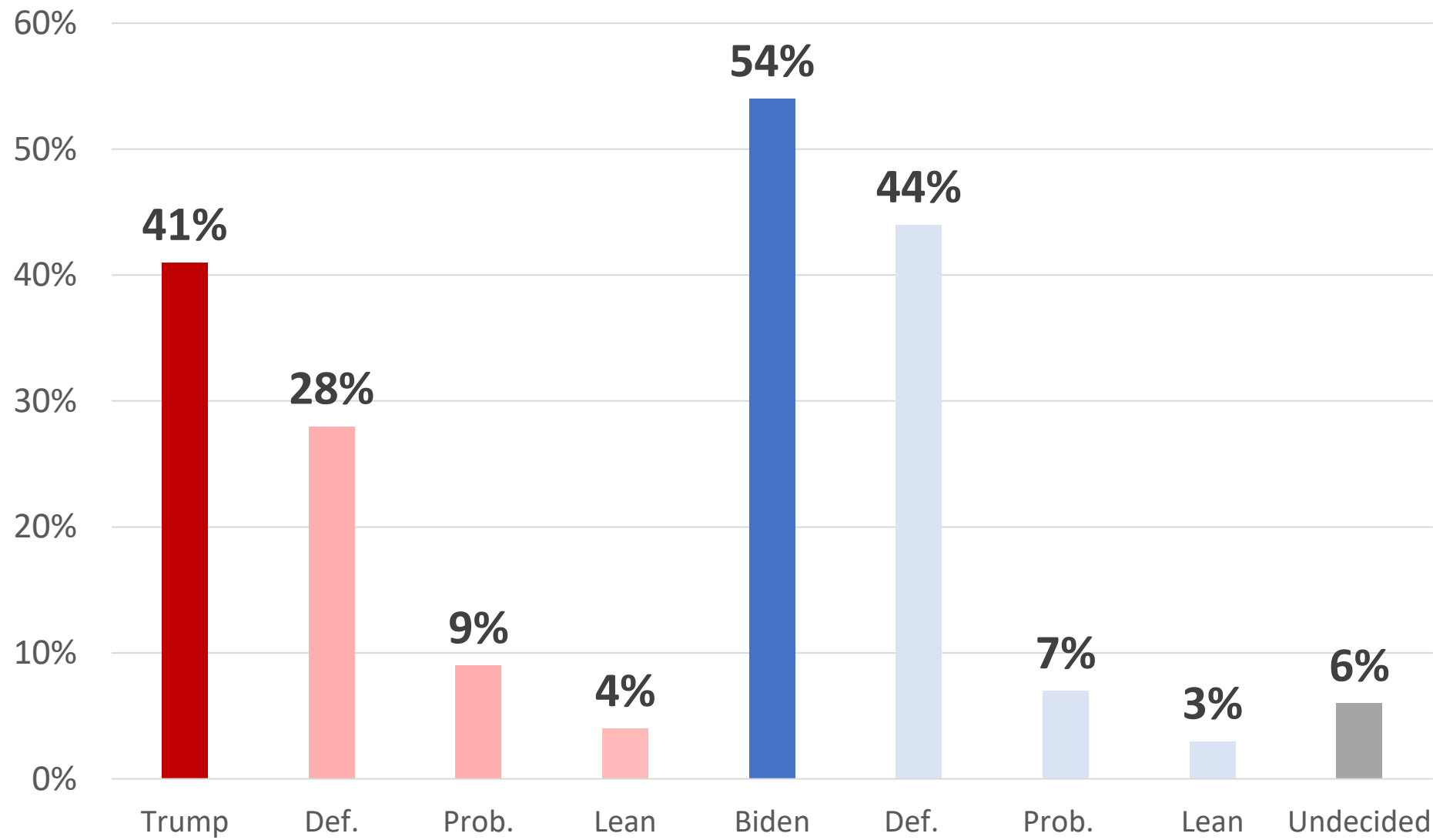


	Re-Elect	Someone Else	NET
Total	44	44	0
Seattle Market	47	41	6
Rest of State	37	53	-16
Approve Biden	87	10	77
Disapprove of Biden	5	76	-72
Vote Smiley	1	80	-79
Vote Murray	89	9	79
Undecided	8	66	-59
Vote Trump	2	79	-77
Vote Biden	81	15	66
Undecided	4	72	-68
Republican	5	79	-73
Democratic	85	12	74
Independent	31	53	-22
Independent Men	34	51	-18
Independent Women	26	55	-29
Liberal	81	14	67
Moderate	48	42	6
Conservative	5	75	-70
Less Than 4-Year College	37	50	-13
College Grad/PG	54	36	18
White	46	43	3
Non-White	38	52	-13
40/Under	32	52	-20
41-55	45	41	4
56+	52	40	12
Men	35	52	-17
Women	53	37	16

U.S. Senate Ballot



President Ballot 2024



	Trump	Biden	Und	NET
Total	41	54	6	-13
Seattle Market	37	57	6	-20
Rest of State	50	45	6	5
Approve Biden	-	100	1	-100
Disapprove of Biden	79	10	11	69
Vote Smiley	87	4	9	84
Vote Murray	1	99	-	-98
Undecided	32	43	25	-11
Vote Trump	100	-	-	100
Vote Biden	-	100	-	-100
Undecided	-	-	100	-
Republican	92	4	4	88
Democratic	2	97	1	-95
Independent	44	44	12	-1
Independent Men	43	45	11	-2
Independent Women	44	42	14	2
Liberal	4	94	3	-90
Moderate	29	62	9	-33
Conservative	87	8	5	78
Less Than 4-Year College	50	44	6	5
College Grad/PG	29	66	6	-37
White	40	54	6	-14
Non-White	42	52	7	-10
40/Under	44	49	8	-5
41-55	41	54	5	-13
56+	38	57	5	-19
Men	48	45	7	3
Women	34	62	4	-28